

Ready Set Show Geometry Vocabulary



Power-
Point &
Google
Slides

2-3

Interactive Geometry Practice



10 Sections of Geometry Vocabulary Questions

POLYGONS

- Have straight sides or edges
- Have two edges that meet at each vertex
- Have no gaps or spaces
- Have no left-over lines or intersecting lines

QUAD-RILATERALS

OTHER IMPORTANT POLYGONS

Points, lines, and segments

Angles

Types of Triangles


3-D SHAPE

Nets

A net is what a 3D shape will look like if it is cut out and flat.

Pattern Blocks

Geoboards



200 Geometry Vocabulary Questions


Ready

Is this figure a polygon?



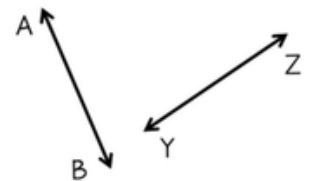
Set

What is the name of this polygon?



Show

What type of lines are shown here?



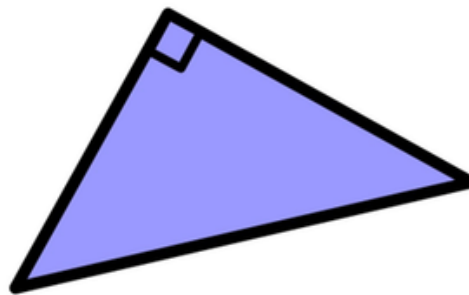
Ready

What type of angle is shown here?



Set

What is the name of this polygon?



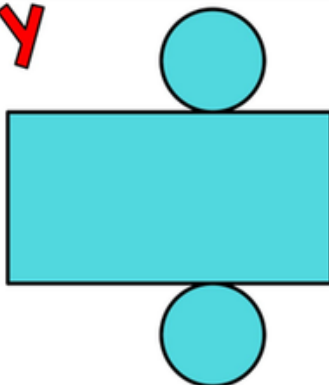
Show

Name this shape.



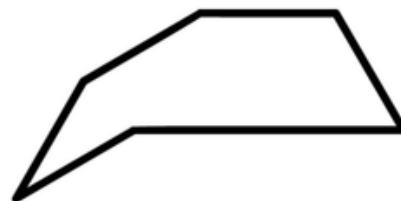
Ready

What 3-D shape can be made from this net?



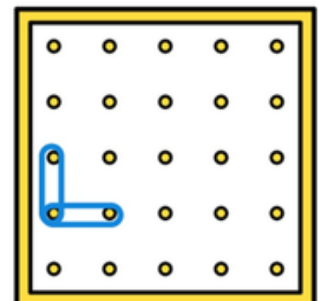
Set

Which two pattern blocks can be combined to make this shape?



Show

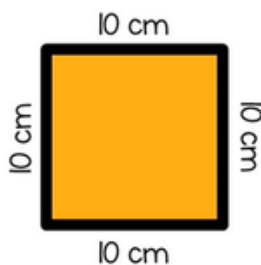
What type of angle is shown on the geoboard?



Every Question Comes with a Ready, Set, Show, & Answer Slide

Ready

Name this
quadrilateral.

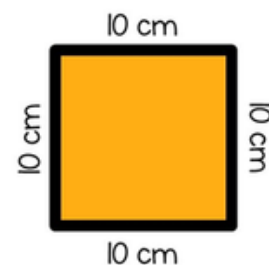


© www.tobiasuperteacher.com

Set

Hint: s _ _ _ _

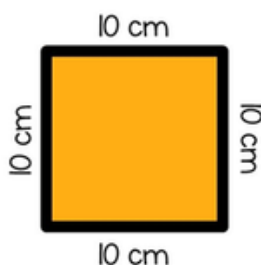
Name this
quadrilateral.



© www.tobiasuperteacher.com

Show

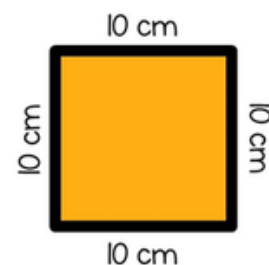
Name this
quadrilateral.



© www.tobiasuperteacher.com

Answer

square
has four equal sides AND
four right angles



© www.tobiasuperteacher.com

Introduction Slides with editable text boxes

When you see the word

READY

get ready to listen and read
the problem. You can get
your white board and
marker ready. This is your
signal to erase your board
if needed.

© www.tobiasuperteacher.com

When you see the word

SET

you can start working
out the problem and
showing your answer on
your white board.

© www.tobiasuperteacher.com



When your
answer is
ready, put
the white
board under
your chin with
your writing
facing you.

© www.tobiasuperteacher.com

When you see the word

SHOW

hold up your white board
and show off your
answer. Make sure your
teacher can see it.

© www.tobiasuperteacher.com


Practice question with step-by-step instructions

Let's Practice!

Ready

Erase your board if needed and read the question.


Which of these figures is a polygon?



Set

Now work out the problem on your white board. When you have your answer ready, put the white board under your chin with your work facing you.


Which of these figures is a polygon?




Show

Show off your answer! Hold up the white board so your teacher can see your work. Don't worry if it's wrong. Mistakes are proof that you are trying!

Which of these figures is a polygon?



Answer



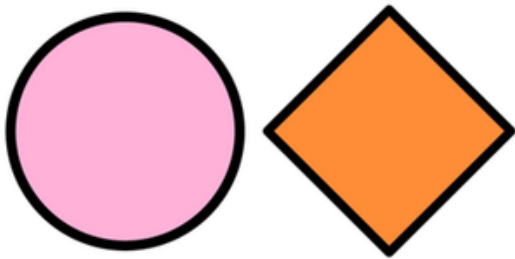
This figure is a polygon because it:

- Has straight sides or edges
- Two edges meet at each vertex
- Has no gaps or spaces
- Has no left-over lines or intersecting lines

10 Polygon Questions


Ready

Which of these figures is a polygon?




Set

Which of these figures is a polygon?



Show

Is this figure a polygon?




Ready

Is this figure a polygon?



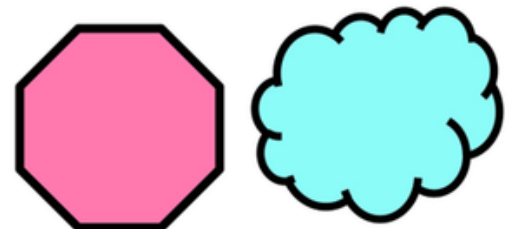
Set

Is this figure a polygon?



Show

Which of these figures is a polygon?




Ready

Is this figure a polygon?



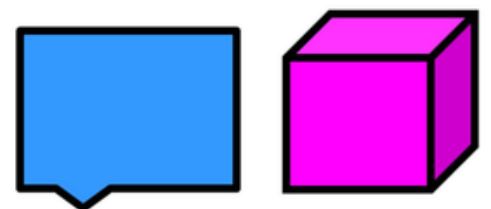
Set

Which of these figures is a polygon?



Show

Which of these figures is a polygon?



15 Types of Quadrilateral Questions

Ready

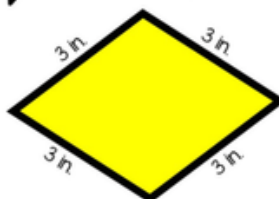
Name this quadrilateral.



Set

Hint: r _ _ _ _

Name this quadrilateral.



Show

Name this quadrilateral.



Ready

Name this quadrilateral.




Set

What is the name of this polygon?



Show

What is the name of this polygon?



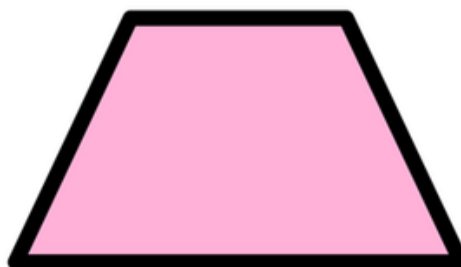
Ready

What is the name of this polygon?



Set

What is the name of this quadrilateral?



Show


What is the name of this polygon?



15 Other Important Polygon Questions

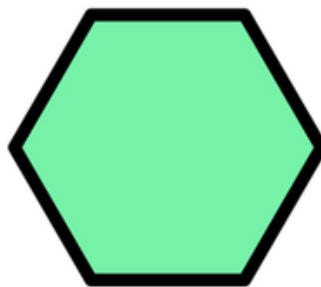
Ready

Name
this
polygon.



Set

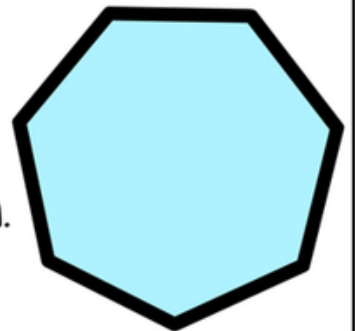
Name
this
polygon.



Hint: h _ _ _ _ _


Show

Name
this
polygon.



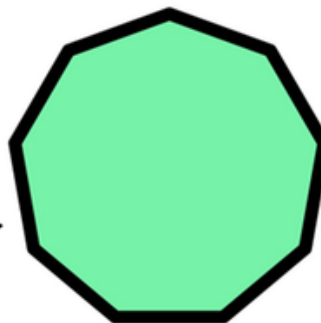
Ready

Name
this
polygon.



Set


Name
this
polygon.



Hint: n _ _ _ _ _

Show

Name
this
polygon.



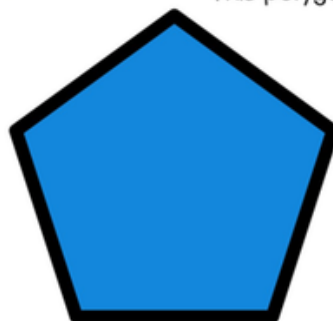
Ready

What is the name of
this polygon?



Set

What is the name of
this polygon?



Show

What is the name of
this polygon?



15 Points, Lines, and Segments Questions

Ready

What is shown in the figure below?



Set

Hint: l _ _ _

What is shown in the figure below?



Show

What is shown in the figure below?



Ready

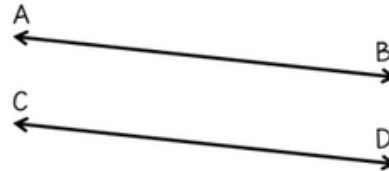
What is shown in the figure below?



Set

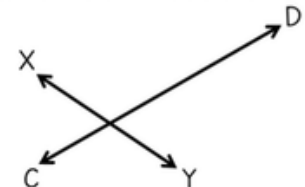
Hint: p _ _ _ _ _

What type of lines are shown here?



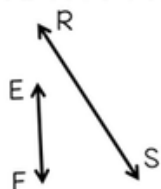
Show

What type of lines are shown here?



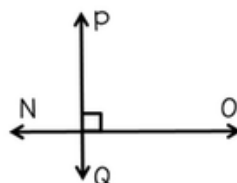
Ready

What type of lines are shown here?



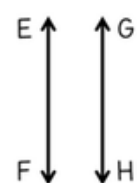
Set

What type of lines are shown here?



Show

What type of lines are shown here?



15 Angle Questions

Ready

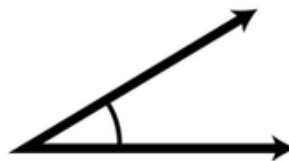
What type of angle is shown here?



Set

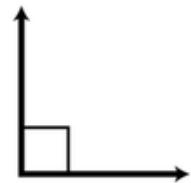
Hint: a _ _ _ _

What type of angle is shown here?



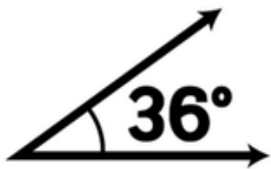
Show

What type of angle is shown here?



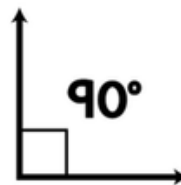
Ready

What type of angle is shown here?



Set

What type of angle is shown here?



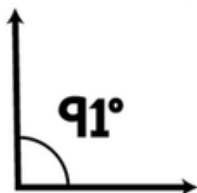
Show

What type of angle is shown here?



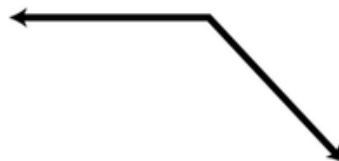
Ready

What type of angle is shown here?



Set

What type of angle is shown here?



Show

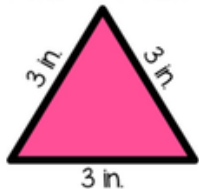
What type of angle is shown here?



20 Types of Triangle Questions

Ready

What is the name of this triangle?



Set

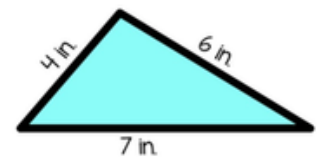
Hint: i _ _ _ _ _

What is the name of this triangle?




Show

What is the name of this triangle?



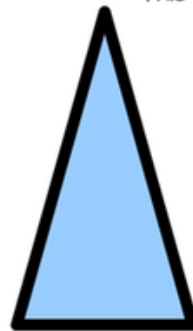
Ready

What is the name of this triangle?



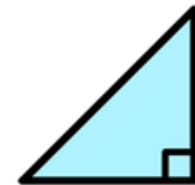
Set

What is the name of this triangle?




Show

What is the name of this triangle?




Ready

What is the name of this triangle?



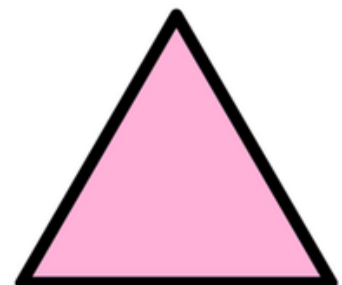
Set

What is the name of this triangle?



Show

What is the name of this triangle?



20 3-D Shape Questions

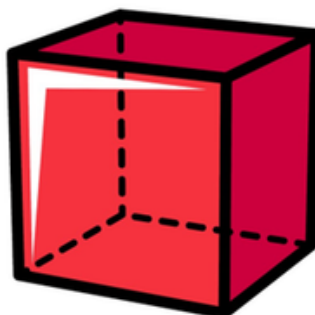
Ready

Name
this
shape.



Set


Name
this
shape.



Hint: c _ _ _

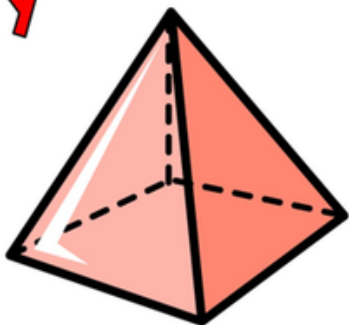
Show

Name
this
shape.



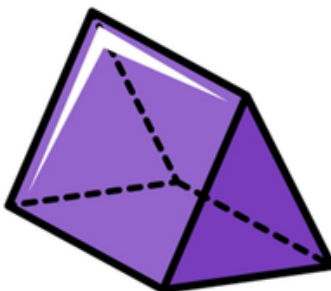
Ready

Name
this
shape.



Set

Name
this
shape.



Hint: t _ _ _ _ _ p _ _ _

Show

Name
this
shape.



Ready

Name
this
shape.



Set

Name
this
shape.



Show

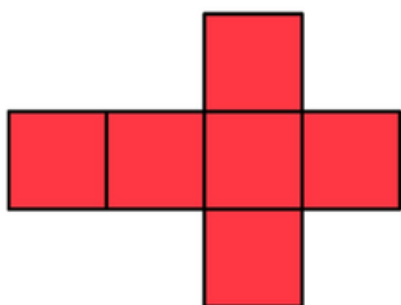
Name this shape.



15 Net Questions

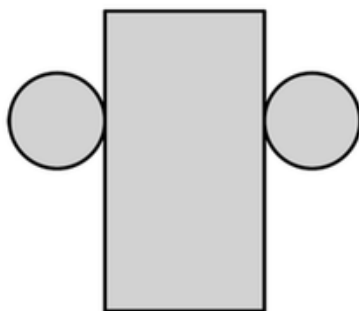
Ready

What 3-D shape can be made from this net?



Set

What 3-D shape can be made from this net?



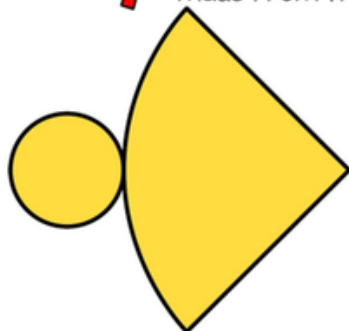
Show

What 3-D shape can be made from this net?



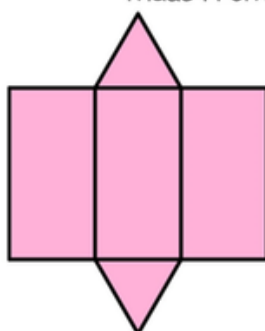
Ready

What 3-D shape can be made from this net?



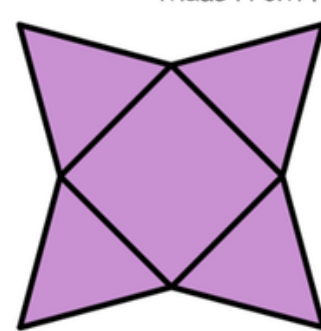
Set

What 3-D shape can be made from this net?



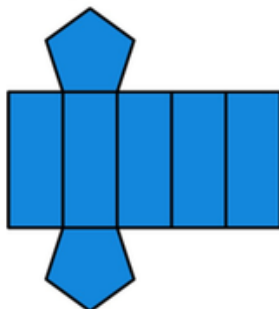
Show

What 3-D shape can be made from this net?



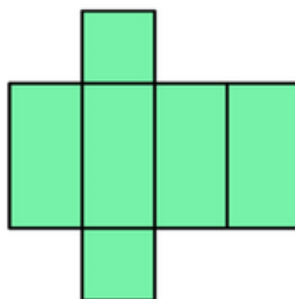
Ready

What 3-D shape can be made from this net?




Set

What 3-D shape can be made from this net?



Show


What 3-D shape can be made from this net?



26 Pattern Block Questions

Ready

What type of polygon is this pattern block?



Set

What type of polygon is this pattern block?



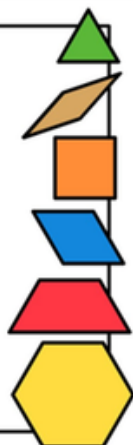
Show

What type of polygon is this pattern block?



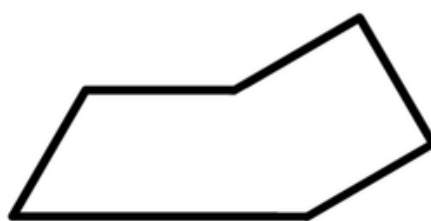
Ready

Which two pattern blocks can be combined to make this shape?



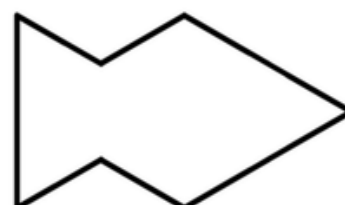
Set

Which two pattern blocks can be combined to make this shape?



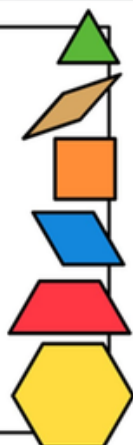
Show

Which three pattern blocks can be combined to make this shape?



Ready

What is the name of this new polygon?



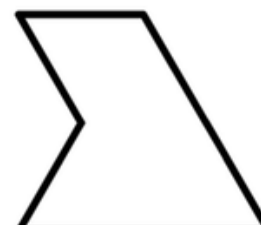
Set

Which two pattern blocks can be combined to make this shape?



Show

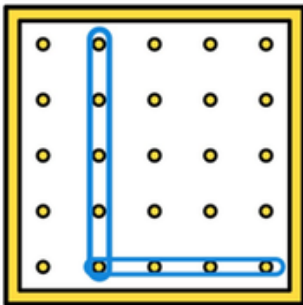
Which two pattern blocks can be combined to make this shape?



15 Geoboard Questions

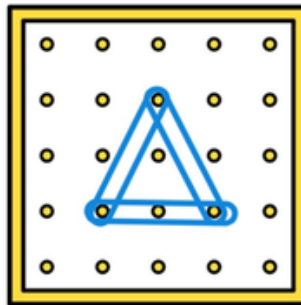
Ready

What type of angle is shown on the geoboard?



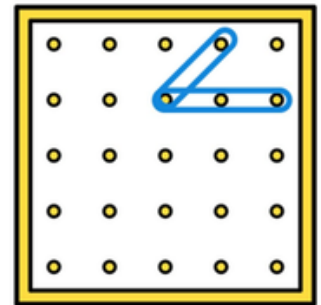
Set

What polygon is shown on the geoboard?



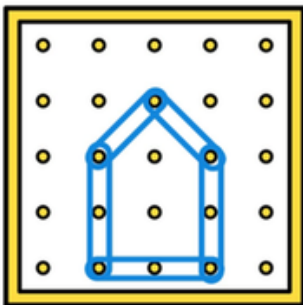
Show

What type of angle is shown on the geoboard?



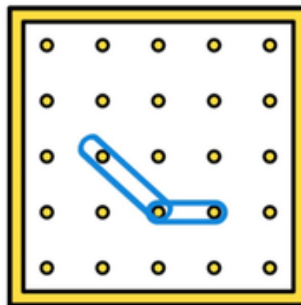
Ready

What polygon is shown on the geoboard?



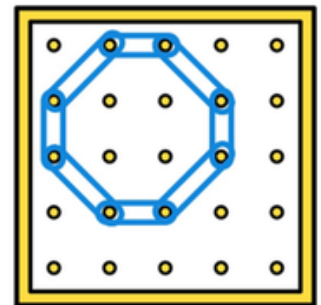
Set

What type of angle is shown on the geoboard?



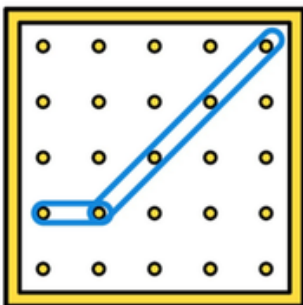
Show

What polygon is shown on the geoboard?



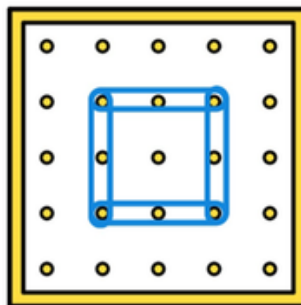
Ready

What type of angle is shown on the geoboard?



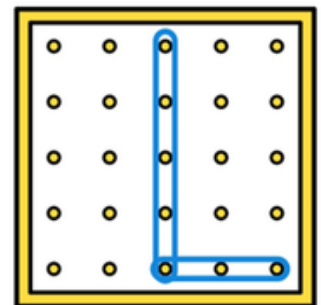
Set

What polygon is shown on the geoboard?



Show


What type of angle is shown on the geoboard?



35 Mixed Review Questions

Ready

Which of these figures is a polygon?



Set

What polygon has 6 sides and 6 angles?

Show

Name this shape.

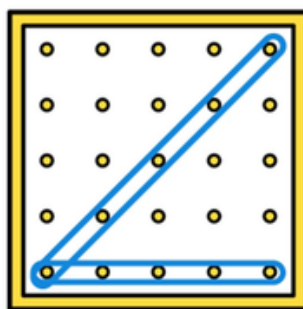


Ready

What triangle has 3 sides of the same length?

Set

What type of angle is shown on the geoboard?



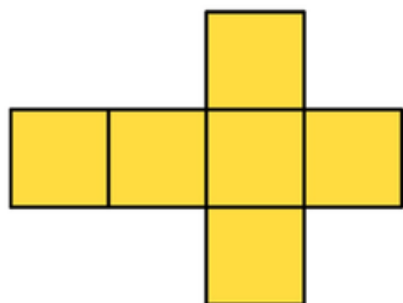
Show

What is shown in the figure below?



Ready

What 3-D shape can be made from this net?



Set

What quadrilateral has 2 sets of parallel sides?

Show

Which two pattern blocks can be combined to make this shape?



Editable Slides + Instructions for Easy Customization

Editable Slide Instructions

If you would like to create additional slides for this show, the text boxes on the slides below are editable and can be copied and pasted into the existing show as many times as you would like.

To edit the slides, just click on the text box and edit away! The fonts used on these slides are embedded into PowerPoint so they should show up on your computer just like they do on mine. However, if something isn't quite right, you can also download these fonts for free at 1pt.com and download them to your computer.

The fonts used are:
[KG Miss Kindergarten \(questions\)](#)
[KG Miss Kindergarten \(answers\)](#)
To follow the links, right click on the link above and choose "open hyperlink".

Once you have created your own slides you can copy, paste, and move them wherever you would like in the show.

To do this, go to the left-hand side of the screen where you see all the slides.

Click the first slide you want to copy (probably the Ready slide).

Now hold down the Shift key and click the last slide you want to copy (probably the Answer slide).

Now hit Ctrl+C to copy.

Go wherever you want to put the selected slides in the show and click between the slides where you want your slides.

Now hit Ctrl+V to paste the slides you copied.

If you want to move the original slides, you can do this using the same process above, but when you paste the slides will appear blank. Don't worry, just hover over the first slide you pasted and choose "Keep Source Formatting" in the pop-up clipboard menu. Then the slides will look like the originals.

And hit Ctrl+Z. This will undo the last action so you can reposition the slides as you like.

Click and type
new section
heading

Ready

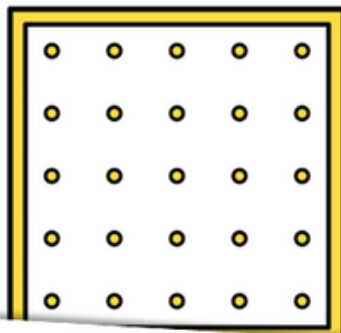
Click here and type

Ready

Name
this
shape.

Ready

What is shown on
geoboard?



Ready

Which pattern blocks can be
combined to make this shape?



Set

Click here and type

Show

Click here and type

Answer

**type your
answer here**

“I love, love, love this! I have used it as a whole group and small group activity. The kids love having to guess and writing the answer down on their whiteboards. This keeps the kids engaged and they want to play it all of the time!”

Jodi R.

“I have used this resource multiple years. It is always a big hit! Super engaging! It can be used to teach the concepts or assess student knowledge before the unit.”

Mona C.

“This was a great resource for students. Ready Show Geometry, provides a visual for students, helps in reviewing, and is very engaging and fun!”

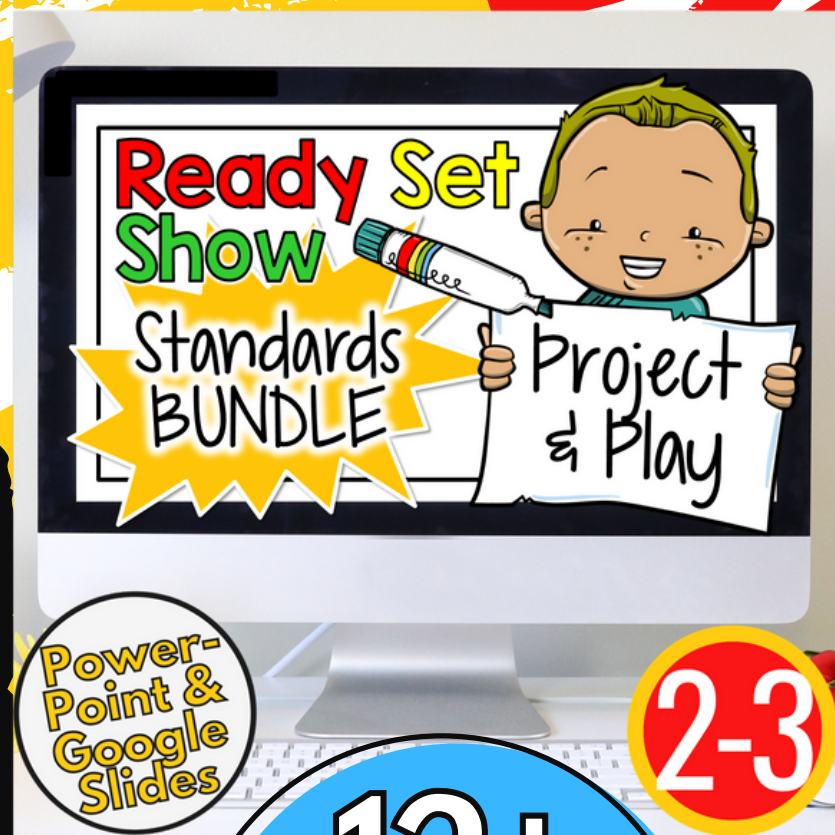
Amanda C.

BUNDLE & SAVE

This resource is also
available in the 2-3
Standards Bundle!

Grab the
Bundle
HERE

Used in over
8,000
Classrooms



12+
Standards-
Based Math
Games