

كلية التربية



تصميم موقع الكتروني ورفعہ على موقع الجامعة

إعداد

د / هاني أبو الفتوح جاد إبراهيم

الأستاذ المساعد بقسم الوسائل و تكنولوجيا التعليم
بكلية التربية - جامعة حائل

طريقة رفع الموقع الخاص بك في الصفحة الشخصية لموقع الجامعة

<http://wfa.uoh.edu.sa/FileManager.ashx>

متاح لكل عضو هيئة تدريس مساحة على هذا الموقع لوضع بياناته وأي ملفات أخرى يريد رفعها ، كما يمكنه الدخول إليها وتحديثها في الوقت الذي يريده عن طريق اسم المستخدم وكلمة السر الخاصة بكل عضو هيئة تدريس المستخدمان في الدخول للخدمات الإلكترونية بالجامعة (البانر) .

طريقة رفع الموقع الخاص بك في الصفحة الشخصية لموقع الجامعة

<http://wfa.uoh.edu.sa/FileManager.ashx>

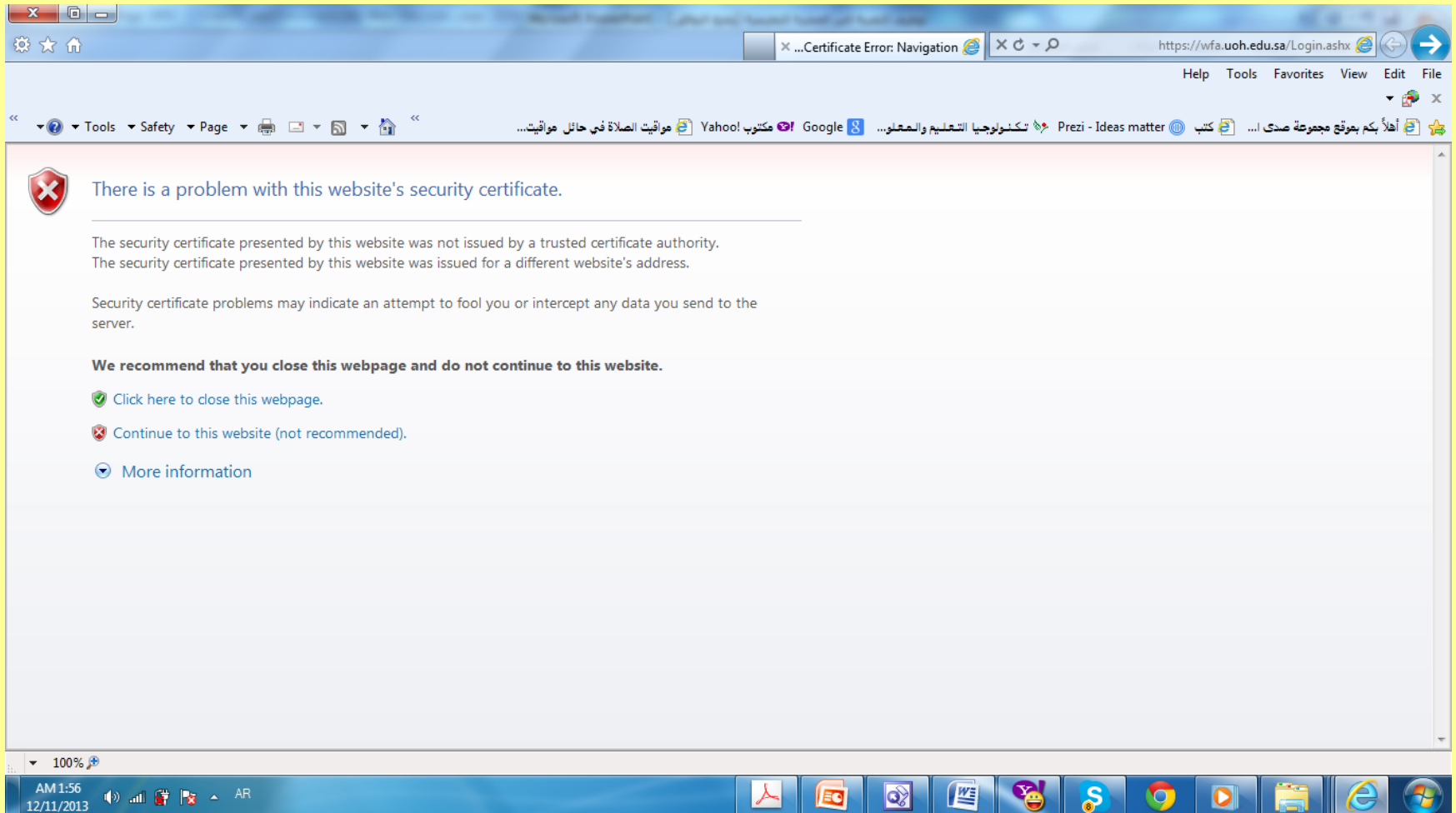
-الدخول على المساحة المخصصة للصفحة الشخصية
لرفع ملفات الصفحة الشخصية أدخل للموقع من الرابط
التالي :

<https://wfa.uoh.edu.sa/Login.ashx>

تظهر لك صفحة بها ثلاثة خيارات اختار متابعة هذا
الموقع غير مستحسن ، وباللغة الانجليزية Continue
to this website not recommended.

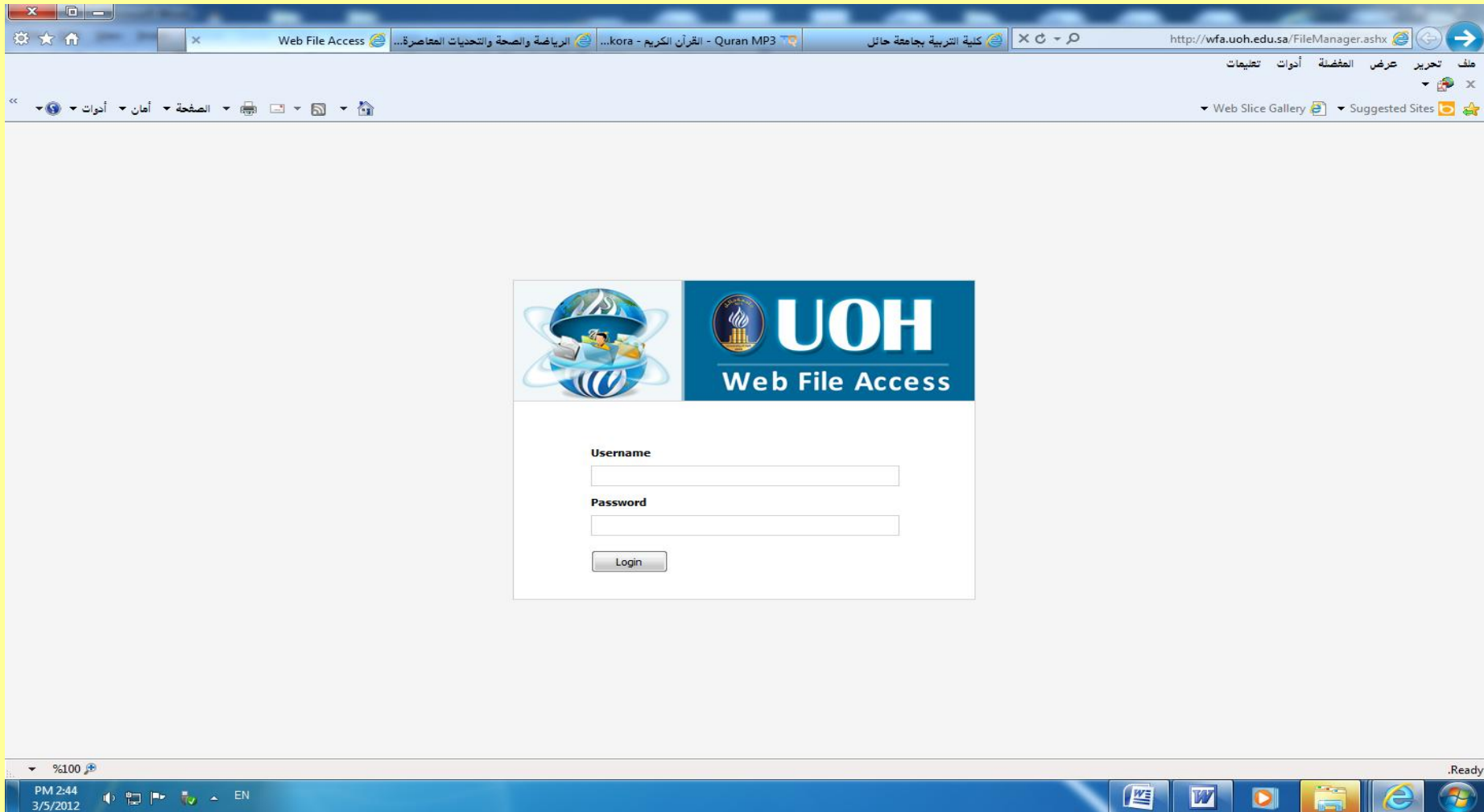
طريقة رفع الموقع الخاص بك في الصفحة الشخصية لموقع الجامعة

<http://wfa.uoh.edu.sa/FileManager.ashx>



طريقة رفع الموقع الخاص بك في الصفحة الشخصية لموقع الجامعة

<http://wfa.uoh.edu.sa/FileManager.ashx>



The screenshot displays a web browser window with the address bar showing the URL <http://wfa.uoh.edu.sa/FileManager.ashx>. The browser's address bar also shows several tabs, including "Web File Access", "الرياضة والصحة والتحديثات المعاصرة...", "kora - القرآن الكريم - Quran MP3", and "كلية التربية بجامعة حائل". The browser's interface includes a search bar, navigation buttons, and a menu with options like "أدوات", "أمان", "الصفحة", "Web Slice Gallery", and "Suggested Sites".

The main content area of the browser displays the "UOH Web File Access" login page. The page features a header with the UOH logo and the text "UOH Web File Access". Below the header, there is a login form with the following fields and buttons:

- Username**: A text input field.
- Password**: A text input field.
- Login**: A button to submit the login information.

The Windows taskbar at the bottom of the screen shows the system clock as "PM 2:44 3/5/2012" and the system tray with icons for network, volume, and other background applications. The taskbar also displays the Windows Start button and several application icons, including Internet Explorer, Word, and a media player.

اكتب أميلك الجامعي وكلمة السر


Web File Access

http://wfa.uoh.edu.sa/FileManager.ashx

ملف تحرير عرض المفضلة أدوات تعليمات

« أحوال أمان الصفحة

Web Slice Gallery Suggested Sites



UOH
Web File Access

Username

Password

Login

%100

PM 2:48
3/5/2012

.Ready

هذه صفحتك الشخصية على موقع الجامعة

The screenshot shows a web browser window with the address bar displaying <http://wfa.uoh.edu.sa/FileManager.aspx>. The browser's address bar also shows several tabs, including "Web File Access", "الرياضة والصحة والتحديات المعاصرة...", "القرآن الكريم - Quran MP3", and "كلية التربية بجامعة حائل".

The main content area of the browser displays a file manager interface. On the left, there is a sidebar with a tree view showing "Courses" and "Software". The main area features a toolbar with icons for "Download", "Upload", "Copy", "Cut", "Paste", "Delete", "Create Folder", "Refresh", and "Logout". Below the toolbar is a table with the following columns: "Name", "Size", "Creation Date", and "Modification Date". The table is currently empty, showing only the header row.

At the bottom of the browser window, the status bar indicates "0 object(s)" and "0 Bytes". The Windows taskbar at the very bottom shows the system clock as "PM 2:52" on "3/5/2012", along with various application icons and the system tray.

لتحميل (تنزيل) أي ملف من الصفحة

The screenshot displays a web file manager interface. The browser's address bar shows the URL <http://wfa.uoh.edu.sa/FileManager.ashx>. The interface includes a toolbar with the following icons: Download, Upload, Copy, Cut, Paste, Delete, Create Folder, Refresh, and Logout. Below the toolbar, there is a table with the following columns: Name, Size, Creation Date, and Modification Date. The table is currently empty. The status bar at the bottom of the interface shows "0 object(s)" and "0 Bytes". The Windows taskbar at the bottom of the screen shows the time as PM 2:52 on 3/5/2012, and the system is ready.

Name	Size	Creation Date	Modification Date
------	------	---------------	-------------------

لرفع الملفات

The screenshot displays a web browser window with the URL <http://wfa.uoh.edu.sa/FileManager.ashx>. The interface includes a navigation menu with options like 'تعليمات' (Help), 'أدوات' (Tools), 'المفضلة' (Favorites), 'عرض' (View), 'تعديل' (Edit), and 'حذف' (Delete). A toolbar provides actions such as Download, Upload, Copy, Cut, Paste, Delete, Create Folder, Refresh, and Logout. The main content area shows a file list table with columns for Name, Size, Creation Date, and Modification Date. The table is currently empty, displaying '0 object(s)' and '0 Bytes'. A 'Upload File(s)' button is visible above the table. The Windows taskbar at the bottom shows the time as PM 2:53 on 3/5/2012, along with system icons and application icons for Internet Explorer, Word, and other programs.

Name	Size	Creation Date	Modification Date
0 object(s)			

لعمل نسخة

The screenshot displays a web file manager interface. The browser's address bar shows the URL <http://wfa.uoh.edu.sa/FileManager.ashx>. The interface includes a navigation pane on the left with folders for 'Courses' and 'Software'. A toolbar at the top provides various file management actions: Download, Upload, Copy, Cut, Paste, Delete, Create Folder, Refresh, and Logout. Below the toolbar is a table with the following columns: Name, Creation Date, and Modification Date. The table is currently empty. The status bar at the bottom indicates '0 object(s)' and '0 Bytes'. The Windows taskbar at the very bottom shows the time as PM 2:53 on 3/5/2012, along with icons for various applications and the system tray.

Name	Creation Date	Modification Date
------	---------------	-------------------

لقطع أي شئ من الصفحة مع الاحتفاظ به

The image shows a screenshot of a web browser window displaying a file manager interface. The browser has several tabs open, including "Web File Access", "الرياضة والصحة والتحديات المعاصرة...", "kora - القرآن الكريم - Quran MP3", and "كلية التربية بجامعة حائل". The address bar shows the URL "http://wfa.uoh.edu.sa/FileManager.aspx". The file manager interface includes a toolbar with icons for Download, Upload, Copy, Cut, Paste, Delete, Create Folder, Refresh, and Logout. A table with columns "Name", "Creation Date", and "Modification Date" is visible, with a tooltip "Cut File(s) or Folder(s)" over the "Cut" icon. The status bar at the bottom shows "0 object(s)" and "0 Bytes".

للصق أي ملف بالصفحة

The screenshot displays a web browser window with a file manager interface. The browser's address bar shows the URL <http://wfa.uoh.edu.sa/FileManager.ashx>. The interface includes a navigation pane on the left with 'Courses' and 'Software' folders. A toolbar at the top contains icons for Download, Upload, Copy, Cut, Paste, Delete, Create Folder, Refresh, and Logout. Below the toolbar, a table header is visible with columns for Name, Size, Creation Date, and Modification Date. A tooltip 'Paste File(s) or Folder(s)' is shown over the 'Paste' button. The status bar at the bottom indicates '0 object(s)' and '0 Bytes'. The Windows taskbar at the very bottom shows the time as PM 2:54 on 3/5/2012 and includes icons for various applications like Internet Explorer and Word.

لحذف أي شيء من الصفحة

The screenshot displays a web browser window with a file manager interface. The browser's address bar shows the URL <http://wfa.uoh.edu.sa/FileManager.aspx>. The file manager toolbar includes icons for Download, Upload, Copy, Cut, Paste, Delete, Create Folder, Refresh, and Logout. The main area is empty, and the status bar at the bottom shows "0 object(s)" and "0 Bytes".

0 object(s) 0 Bytes

لعمل ملف في الصفحة

The screenshot displays a web browser window with the following elements:

- Browser Tabs:** Multiple tabs are open, including 'Web File Access', '...kora - القرآن الكريم - Quran MP3', and 'كلية التربية بجامعة حائل'.
- Address Bar:** The URL is 'http://wfa.uoh.edu.sa/FileManager.aspx'.
- File Manager Interface:**
 - Toolbar:** Contains icons for Download, Upload, Copy, Cut, Paste, Delete, Create Folder, Refresh, and Logout.
 - Table:** A table with columns 'Name', 'Size', 'Creation Date', and 'Modification Date'. A 'Create New Folder' button is positioned above the table.
 - Status Bar:** Shows '0 object(s)' and '0 Bytes'.
- System Tray:** The bottom of the screen shows the Windows taskbar with the time 'PM 2:54' and date '3/5/2012', along with icons for various applications and the system clock.

لعمل تحديث "تهئية" Refresh

The screenshot displays a web browser window with multiple tabs. The active tab is titled "Web File Access" and shows a file manager interface at the URL "http://wfa.uoh.edu.sa/FileManager.ashx". The interface includes a navigation pane on the left with "Courses" and "Software" folders. A toolbar at the top contains icons for Download, Upload, Copy, Cut, Paste, Delete, Create Folder, Refresh, and Logout. Below the toolbar is a table with the following structure:

Name	Size	Creation Date
Refresh Contents		

The status bar at the bottom indicates "0 object(s)" and "0 Bytes". The Windows taskbar at the very bottom shows the time as "PM 2:54" on "3/5/2012" and includes icons for various applications and the system tray.

للخروج من الصفحة

The screenshot displays a web browser window with multiple tabs. The active tab is titled "Web File Access" and shows a file manager interface. The address bar contains the URL "http://wfa.uoh.edu.sa/FileManager.ashx". The interface includes a navigation pane on the left with "Courses" and "Software" folders. A toolbar at the top of the main area contains icons for "Download", "Upload", "Copy", "Cut", "Paste", "Delete", "Create Folder", "Refresh", and "Logout". Below the toolbar is a table with columns for "Name", "Size", "Creation Date", and "Modification Date". The table is currently empty. The status bar at the bottom of the window shows "0 object(s)" and "0 Bytes". The Windows taskbar at the very bottom indicates the time is "PM 2:55" on "3/5/2012" and shows several application icons.

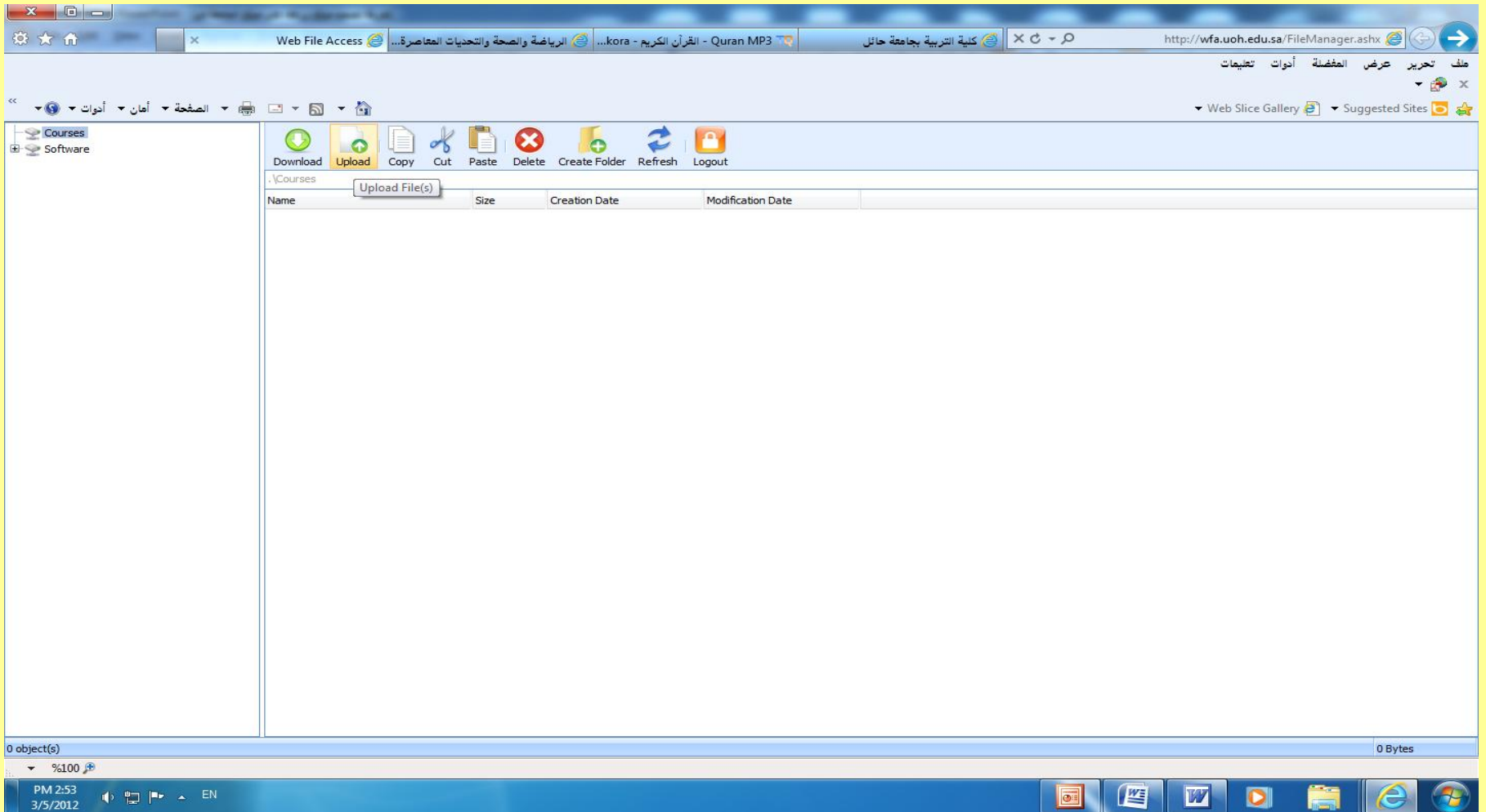
الآن صفحتك بها بعض الموضوعات التي تم رفعها

The screenshot displays a web browser window with a file manager interface. The address bar shows the URL: <http://wfa.uoh.edu.sa/FileManager.ashx>. The interface includes a navigation pane on the left with folders like 'Website', 'سيرة ذاتية', 'Courses', and 'Software'. The main area shows a table of files and folders with columns for Name, Size, Creation Date, and Modification Date.

Name	Size	Creation Date	Modification Date
سيرة ذاتية		12/11/2011 11:54:07 AM	12/11/2011 11:54:07 AM
index.htm	76 KB	12/11/2011 11:54:46 AM	12/11/2011 11:54:46 AM
vid1.part1.rar	2.86 MB	1/29/2012 10:53:35 AM	1/29/2012 10:53:34 AM
vid1.part2.rar	938 KB	1/29/2012 10:53:35 AM	1/29/2012 10:53:33 AM

The status bar at the bottom indicates '1 object(s)' and '3.85 MB'. The system tray shows the time as PM 2:57 on 3/5/2012.

اضغط على upload لرفع الملفات



تظهر لك نافذة اضغط على Add

The screenshot shows a web browser window displaying a file manager interface. The browser's address bar shows the URL <http://wfa.uoh.edu.sa/FileManager.ashx>. The interface includes a navigation pane on the left with folders like 'Website', 'سميرة ذاتية', 'Courses', and 'Software'. A toolbar at the top offers actions such as Download, Upload, Copy, Cut, Paste, Delete, Create Folder, Refresh, and Logout. A table lists files with columns for Name, Size, Creation Date, and Modification Date.

Name	Size	Creation Date	Modification Date
سميرة ذاتية		12/11/2011 11:54:07 AM	12/11/2011 11:54:07 AM
index.htm	76 KB	12/11/2011 11:54:46 AM	12/11/2011 11:54:46 AM
vid1.part1.rar	2.86 MB	1/29/2012 10:53:35 AM	1/29/2012 10:53:34 AM
vid1.part2.rar	938 KB	1/29/2012 10:53:35 AM	1/29/2012 10:53:33 AM

A dialog box titled 'Maximum Upload Size is 4 MB' is open in the center. It contains a text area labeled 'Select files to upload:' and buttons for 'Add', 'Remove', 'Ok', and 'Cancel'. The status bar at the bottom indicates '1 object(s)' and '3.85 MB'.

لتفعيل المساحة المخصصة لك

- اذا ظهرت لك رسالة تفيد بأن ليس لديك موافقة لرفع أي شئ على الصفحة الشخصية على موقع الجامعة يمكنك التواصل مع مسئول تفعيل الصفحة في ITC بالجامعة على التليفون (الأسود) الثابت الجامعي رقم **5358352**

تظهر لك قائمة اختار منها ما تريد رفعه من جهاز الكمبيوتر الخاص بك

The screenshot displays a web browser window with the URL <http://wfa.uoh.edu.sa/FileManager.ashx>. The browser's address bar shows "Web File Access" and "Web Slice Gallery". The main content area features a table with columns for "Date" and "Modification Date".

Date	Modification Date
12/11/2011 11:54:07 AM	12/11/2011 11:54:07 AM
12/11/2011 11:54:46 AM	12/11/2011 11:54:46 AM
1/29/2012 10:53:35 AM	1/29/2012 10:53:34 AM
1/29/2012 10:53:35 AM	1/29/2012 10:53:33 AM

A file selection dialog box is open over the browser window, titled "Select file(s) to upload by wfa.uoh.edu.sa". The dialog shows a list of files and folders on the (F:) UDISK drive. The file "index2211" is selected. The dialog also includes a search bar, a file type filter set to "All Files (*.*)", and buttons for "Open" and "Cancel".

A smaller dialog box is also visible, titled "Maximum Upload Size is 4 MB", with a "Select files to upload:" area and "Add" and "Remove" buttons.

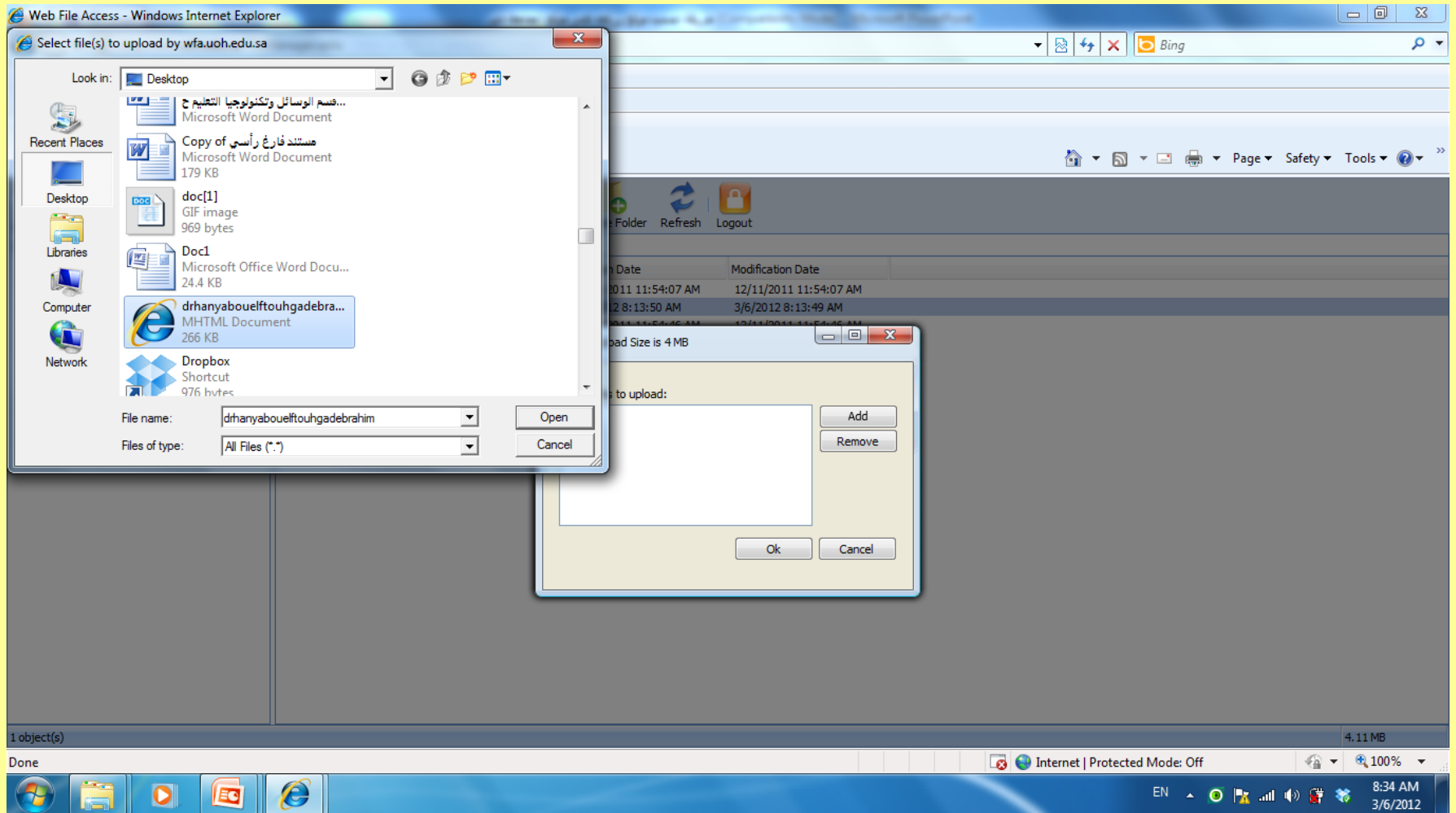
The Windows taskbar at the bottom shows the system clock as PM 3:00 on 3/5/2012, and the taskbar includes icons for Internet Explorer, Word, and other applications.

يمكنك رفع صورة أو ملف أو فيديو أو موقعك إذا لم تكن له استضافة مجانية على صفحتك الشخصية

The screenshot illustrates the process of uploading files to a website. The browser window shows the file manager interface for the website. The file explorer window is open, showing a list of files and folders. The dialog box is visible, asking for the maximum upload size, with a value of 4 MB. The system tray at the bottom shows the date and time as PM 3:00 on 3/5/2012.

Date	Modification Date
12/11/2011 11:54:07 AM	12/11/2011 11:54:07 AM
12/11/2011 11:54:46 AM	12/11/2011 11:54:46 AM
1/29/2012 10:53:35 AM	1/29/2012 10:53:34 AM
1/29/2012 10:53:35 AM	1/29/2012 10:53:33 AM

اختار الموقع الذي حفظته على الكمبيوتر



تحميل ورفع الصفحة الخاصة بك على موقعك

Web File Access - Windows Internet Explorer

http://wfa.uoh.edu.sa/FileManager.ashx

File Edit View Favorites Tools Help

Web File Access

Download Upload Copy Cut Paste Delete Create Folder Refresh Logout

Name	Size	Creation Date	Modification Date
سميرة ذاتية		12/11/2011 11:54:07 AM	12/11/2011 11:54:07 AM
index.htm	76 KB	12/11/2011 11:54:46 AM	12/11/2011 11:54:46 AM
vid1.part1.rar	2.86 MB	12/11/2011 11:54:46 AM	12/11/2011 11:54:46 AM
vid1.part2.rar	938 KB	12/11/2011 11:54:46 AM	12/11/2011 11:54:46 AM

Maximum Upload Size is 4 MB

Overall file progress: 100%

Uploading file: drhanyabouelftouhgadebrahim.mht

Ok Cancel

1 object(s) 3.85 MB

Done Internet | Protected Mode: Off 100%

8:11 AM 3/6/2012

الآن يظهر موقعك على صفحتك الشخصية

Web File Access - Windows Internet Explorer

http://wfa.uoh.edu.sa/FileManager.ashx

File Edit View Favorites Tools Help

Web File Access

Download Upload Copy Cut Paste Delete Create Folder Refresh Logout

Name	Size	Creation Date	Modification Date
سيرة ذاتية		12/11/2011 11:54:07 AM	12/11/2011 11:54:07 AM
drhanyabouelftouhgadebrahim.mht	267 KB	3/6/2012 8:13:50 AM	3/6/2012 8:13:49 AM
index.htm	76 KB	12/11/2011 11:54:46 AM	12/11/2011 11:54:46 AM
vid1.part1.rar	2.86 MB	1/29/2012 10:53:35 AM	1/29/2012 10:53:34 AM
vid1.part2.rar	938 KB	1/29/2012 10:53:35 AM	1/29/2012 10:53:33 AM

1 object(s) 4.11 MB

Done Internet | Protected Mode: Off 100%

8:12 AM 3/6/2012

للدخول للصفحة بعد رفعها على المساحة المخصصة لك

- لفتح صفحتك الشخصية بعد رفع محتوى الصفحة الشخصية على المساحة المخصصة لك في موقع الجامعة ، يمكنك الدخول للصفحة الإلكترونية الخاصة بك من خلال هذا الموقع عبر القسم الذي تتبعه فتدخل من خلال الموقع الحالي لجامعة حائل لكلية التربية ثم للقسم ثم تختار أعضاء هيئة التدريس فستجد أسمك وموضوع رابط صفحتك أمام أسمك من خلال الضغط على أيقونة الصفحة الشخصية الموجودة أمام أسمك تظهر لك صفحتك الشخصية الإلكترونية .

للدخول للصفحة بعد رفعها على المساحة المخصصة لك

- وفي حالة لم تجد أسمك تم رفعه في أعضاء هيئة التدريس بالقسم ، اكتب الحروف الأولى من البريد الإلكتروني الجامعي الخاص بك الموجودة قبل علامة @ مكان الحروف المكتوبة باللون الأحمر في الرابط التالي :

<http://faculty.uoh.edu.sa/aaaaaaaa>

- ثم خذ نسخة من الرابط السابق بعد استبدال الحروف الأولى من البريد الإلكتروني الجامعي الخاص بك مكان حروف aaaaaaa الموجودة بالرابط وانسخه في المكان المخصص للبحث في internet explorer واضغط enter تفتح لك الصفحة الشخصية الخاصة بك

شكراً لكم

Thank You

Thank You



د . هانى أبو الفتوح جاد