

# modular

inspirational exhibition stand designs



## SHOWSTOPPING STANDS THIS WAY

Rental  
service now  
available!  
Call for more  
information!







# contents

<b>Introduction</b>	4
<b>3D Design Service</b>	6
<b>Reconfigurable</b>	8
<b>&lt;9m<sup>2</sup> Stands</b>	10
<b>9m<sup>2</sup> - 12m<sup>2</sup> Stands</b>	18
<b>15m<sup>2</sup> - 25m<sup>2</sup> Stands</b>	32
<b>Reconfigurable</b>	39
<b>30m<sup>2</sup> + Stands</b>	40
<b>Reconfigurable</b>	48
<b>Materials</b>	50
<b>Lighting Solutions</b>	60
<b>Stabilising Feet</b>	61
<b>Install and Dismantle</b>	62
<b>Renting a Stand</b>	63



# introduction

Exhibitions are one of the best ways to showcase your company and its product range, whilst reaching your target audience with face-to-face interaction.

Your stand will need to make an immediate impression and catch the attention of passers-by, whilst at the same time stand apart from your competitors.

Modular exhibition stands can be on the grandest scale, or simple in their design – either way they can be impressive yet cost-effective.

The beauty of modular stand designs is that they are flexible, reconfigurable and most importantly re-usable, meaning you have total freedom to recreate your existing stand to use again and again, with the opportunity to print fresh graphics each time whilst maximising your return on investment.

Build a wide range of stand styles using a choice of:

-  Linear / Vector
-  Vector Lite
-  Arena 4 Gantry
-  Panel & Pole
-  Formulate
-  Portable display products.



**3D**  
design  
service



## wide-format printing services, to support you all the way!

From help with your artwork to printing and finishing, we offer a full printing solution and aim to achieve the perfect balance between quality, service and price.

Whether you need a complete range of print services or help with specialist textile fabric printing, we can help deliver a speedy and competitive solution.

Choose from a wide range of printing media from banner vinyl and flag knit, to specialist canvas-fabric and back-lit transparency. Enjoy impressive savings on larger print orders with longer lead-times.



Wooden crates can be purchased to protect your investment.

...learn more at [modular-brochure.co.uk](http://modular-brochure.co.uk)





## what we do

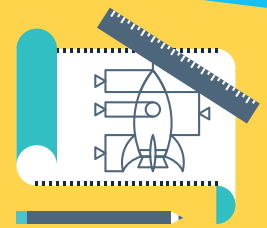
We understand that sometimes being different is crucial, which is why our 3D-Design team offers a design service to all of our customers which includes:

- Standard and bespoke display solutions
- An extensive parts library to fit your specification
- Individual items such as literature holders, to complete modular exhibition stands
- Customer-focused and 100%-committed to your project – always!

## concepts & quotes

After the design-briefing, our experienced 3D-Design Team will craft the solution to your exact requirements, using the latest software.

We will email the design and quote back to you for approval before we send to our production team to commence the build.



**Delivered to you or direct to your customer with an install team if required**

## install & dismantle

Exhibition set-up can be daunting, but that's where we can help

Let us look after your exhibition stand from its initial design and build, to transportation to and from the show, including our install and dismantling service. We'll even deliver direct to your customer, with an installation team if required! (see page 62)

Choose from a range of stand designs, or work with our 3D-Design team to create a stand that fits your requirements perfectly!





**Continuous development  
and investment in our  
exhibition stand solutions**

## design briefing

From inspiring concepts to fully-specified stands, we can design, quote and build your display solution from just about anything you want to throw at us.

If you're unsure of how to achieve the best stand for your space and budget, our 3D-Design Team are on hand to guide you from inception to creation.

## pre-build

We manufacture your stand right here in the UK. Send us your artwork and we can print your graphics too, ensuring they fit exactly to the design.

We're now ready to pre-build your stand and apply graphics if included, checking everything works perfectly. We also offer you the opportunity to come and see your stand being pre-built allowing you to meet the designers, and understand how the components fit together.



## rental service



**Always 100% committed  
to your project**

You have the option to buy any of the stands in this brochure or rent selected designs, ask us about our rental programme, or see page 63 for further information.

**Get in touch,  
today!**



# 100% CUSTOMER SATISFACTION



# reconfigurable

## stand solutions



1. Purchase your modular stand – Take inspiration from any of the stands in this brochure or have a stand designed uniquely for you using standard components.



2. Re-configure your stand using existing components, or increase the size by adding new sections.





Modular stands are flexible and re-usable. Purchase your stand just once and when you need to use it again simply re-configure the design, selecting only the components required, or add to it to fit your new space and together with fresh graphics your stand will look completely different at a fraction of the cost!

## reconfigurable



3. Update your graphics to create a brand new look from your existing stand.







# <9m<sup>2</sup> stands

- Standard configurations up to 9m<sup>2</sup>
- Packed in bags or crates
- Self-assembly.



> 0.25 day



> 2 persons




Create simple yet effective stand solutions using portable display products.



**Banner Linking Kit** BLK01  
Available in custom sizes.

**Oyster Case** AC507-C  
Open - 1020 (h) x 1430 (w) x 595 (d) mm.  
Closed - 1010 (h) x 660 (w) x 430 (d) mm.

**Literature holder**  
LNBA-01  
From the Linear Banner  
Accessories range.



A cost-effective and interesting way of creating an exhibition stand using Linking banner kits.

Create a large area for your message at a fraction of the cost, by using two premium roller banners with a suspended graphic in between.

Complete the area using an Oyster case which converts into a large table-top counter with storage and shelving within.



Frame construction	Graphic materials
2 x Barracuda 800mm	Polyester Hybrid
1 x Banner Linking Kit	Polyester Hybrid
1 x Oyster Case	



> Assembly time  
Less than 0.25 day



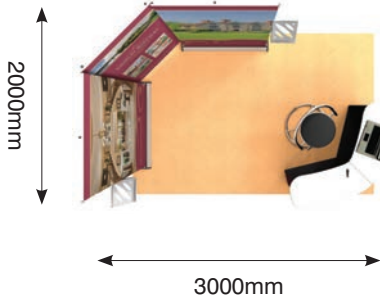
> Based on 1 person  
assembling



Hardware weight: 56kg approx.



Hardware cases: 1 x 56kg Oyster moulded case.





Curved Ladder FMLT-FSL.

Add dimension to your display with a Formulate 'Funky Shape'.




Formulate is a quick and easy stand system that looks spectacular with its sweeping lines and large visual graphic area.

Formulate fabric displays are made of lightweight aluminium tubes that easily click together to form a framework. Simply fit tensioned fabric graphics over the frame for an impressive look.

Add 'Funky Shapes' that clip onto the back wall with specially-designed clamps, add a smaller Formulate table-top version for further detail. With exciting imagery these stands can really give the wow factor for minimal investment.

All frames can support optional low-voltage lighting and a range of accessories. Formulate frames are supplied with a carry bag for transportation.

Frame construction	Graphic materials
1 x Horizontal Curve back-wall	Fabric
1 x Ladder Funky shape	
1 x Table-top	



> Assembly time  
Less than 0.25 day



> Based on 1 person  
assembling



Hardware weight: 18kg approx.



Hardware cases: 1 x 7kg, 1 x 6.5kg, 1 x 4.5kg.

**Powerspot 1000 PS1000**  
120 watt halogen floodlight  
available in black or silver.



**Linear Counter LK029-001**  
Choice of table-top colours.



**Stealth LCD Bracket UB106-SMK1**  
For use with 22" screen max.





Stealth is a modular, linkable banner system designed to create seamless graphic displays, providing a highly-portable and easy-to-use backdrop for all types of applications.



Link four banners together with magnetic strips and joining panels, position at different angles to suit your space.

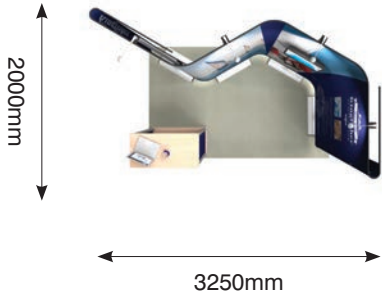
Graphic panels can be cut out to support a TV monitor, with lights attached overhead. Complete display with counter to welcome your guests.

Frame construction	Graphic materials
4 x Stealth banners	Pop-up PVC
3 x Flexible joining panels	Pop-up PVC
1 x Linear (counter)	Foam board

 > Assembly time  
Less than 0.25 day

 > Based on 1 person  
assembling

-  **Hardware weight:** 76kg
-  **Hardware cases:** 2 x counter bags  
1 x standard 1050 x 550 x 160 bag  
2 x padded bags for lights  
2 x 7.2kg Stealth cases





**Quick+ Pop-Up Tower** Code: WH232A  
Add extra height, simply and easily with a Pop-Up Tower.

**Powerspot 1000** PS1000  
120 watt halogen floodlight available in black or silver.



**Pop-Up LCD Bracket** PUSMK1



**Atlas Case** AC372

Stabilising feet required.



Pop-up displays are aptly named as they pop up and click into place using magnetic locking arms, graphics are attached using mag bars.

Displays can be as simple as you want, or create large exhibition areas at a very cost-effective price.

Connect three frames together with linking panels to create a flowing design complete with centre cut-out and TV monitor.

For extra impact and height add a four-quad Pop-up tower; for storage and shelving there is also a Pop-up counter available.

Frame construction	Graphic materials
3 x Pop-up frames	Pop-up PVC
1 x Pop-up tower	



> Assembly time  
Less than 0.5 day



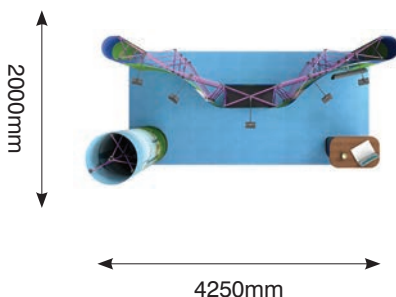
> Based on 1 person  
assembling



Hardware weight: 53kg



Hardware cases: 1 x 15kg Elipse moulded case  
2 x 15kg Atlas moulded case





**LED Spotlight** LED-5W-120D  
5 Watt with cool, white down-lighting.




An unusual, eye-catching stand features curved corners and a recess, with shelving and lighting.


Using textile fabric on this stand, you are able to create stunning graphics which can be illuminated from within the recess.


Clever shelving allows product accessories to be displayed. There is also room for product posters as part of the back wall.




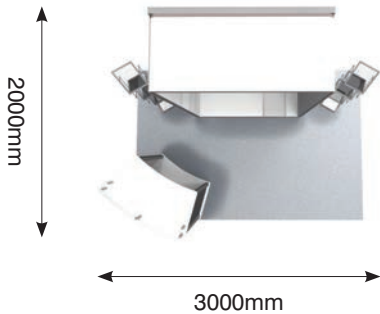
Frame construction	Graphic materials
1 x Vector Counter	Fabric
	Foam board

 > Assembly time  
1 day

 > Based on 2 persons  
assembling

 Hardware weight: 50kg

 Hardware cases: 1 x 1.5kg counter bag  
1 x wheeled moulded Linear case  
1 x 7 panel folding kit case







A single, striking 3m-high fabric back wall gives the appearance of being free-standing without support.

Clever twin-weighted feet sit behind the wall which avoids the need for any side support. This wall is best used up against an internal wall, perfect for retail environments or small exhibitions.



Frame construction	Graphic materials
Linear	Fabric
Vector Counter	Foamex



> Assembly time  
1 day



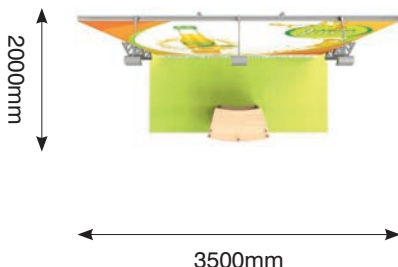
> Based on 2 persons  
assembling



Hardware weight: 70kg



Hardware cases: 1 x 1.5kg counter bag  
2 x 15kg Zeus moulded case







# 9-12m<sup>2</sup> stands

- Standard configurations from 9m<sup>2</sup> – 12m<sup>2</sup>
- Packed in bags or crates
- Self-assembly.



> 1 day



> 2 persons

9-12m<sup>2</sup> Stands

Custom-designed stands using a range of frame systems and graphic styles to create a stand that is truly unique to you.



**Powerspot 1000 PS1000**  
120 watt halogen floodlight  
available in black or silver.

**Linear Poser Table**  
Custom-made to order.

**Linear Curved Counter LK028**  
Finished with PVC graphics, fixed  
using steel and magnetic tape.


**Literature Holder LN112-C**




Single back wall, open on three sides. A basic stand design to suit the cost-conscious pocket, whilst offering a smart stand solution.


The plain yet spacious back wall allows for literature shelving, poser table, TV monitor and lighting. As there is only a single back wall, this allows plenty of floor space for a welcome counter and chair to welcome guests.

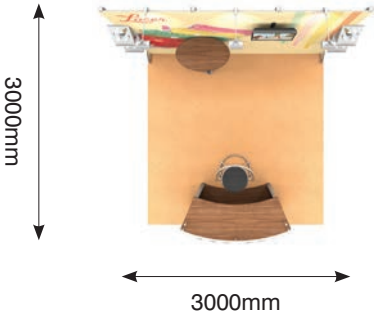
Frame construction	Graphic materials
Vector	Fabric
Linear	Pop-up PVC
Linear (counter)	Foam board panels
*The render above shows the Linear version	

 > Assembly time  
1 day

 > Based on 2 persons  
assembling

 Hardware weight: 33kg approx.

 Hardware cases: 1 x 19kg, Counter bag 1 x 1.5kg  
Graphic drum 1 x 2.82kg  
Lighting bags 2 x 1.28kg







Stunning graphics using easy-to-fit, silicone-edged gasket fabric (SEG).





Open on two sides, this stand has plenty of space for a bar-table and stools, poser table plus a welcome counter.


The sharp design also allows for literature shelves on the edges of the stand and over-panel lighting.



Frame construction	Graphic materials
Vector	Fabric
Linear	Pop-up PVC
Linear (counter)	Foam board panels
*The render above shows the Linear version	



 > Assembly time  
1 day

 > Based on 2 persons  
assembling




-  Hardware weight: 33kg approx.
-  Hardware cases: 1 x 19kg
- Counter bag 1 x 1.12kg
- Graphic drum 1 x 2.82kg
- Lighting bags 2 x 1.28kg

9-12m<sup>2</sup> Stands



LCD Bracket  
for Linear Post-fixing  
LN124A  
Suitable for 23"– 37" monitors.



A u-shaped, open-fronted stand design with three walls that offers more privacy from neighbouring exhibitors.


The design still allows space for a table and four chairs, a poser table and a welcome counter. The straight walls offer plenty of area for TV monitors and literature racking plus plenty of overhead lighting.

Frame construction	Graphic materials
Vector	Fabric
Linear	Pop-up PVC
Linear (counter)	Foam board panels
*The render above shows the Linear version	

> Assembly time  
1 day

> Based on 2 persons  
assembling

- Hardware weight: 60kg approx.
- Hardware cases: 1 x 19kg, 1 x 6.28kg  
Counter bag 1 x 1.12kg  
Graphic drum 1 x 2.82kg  
Lighting bags 2 x 1.28kg





Create fluid, curvy designs using the Vector curved corner.

9-12m<sup>2</sup> Stands



**LED SpotLight** LED-5W-120D  
5-watt with cool white down-lighting.



This free-standing cube with literature dispensers and TV mounts is a simple yet attractive design.

Use striking colour for the back walls to draw the customer in. The stand is open on one side, with a fantastic lighting system integrated into the ceiling of the stand plus room for table and chairs.



#### Frame construction

Vector

#### Graphic materials

Fabric

\*Maximum size 3000mm x 3000mm



> Assembly time  
1 day



> Based on 3 persons  
assembling




Hardware weight: 180kg approx.



Hardware cases: 2 x 19kg, Bags 2 x 0.64kg

Lighting bags 2 x 1.28kg

(No case included for acrylic panels)



9-12m<sup>2</sup> Stands

**Zed-Up Lite Literature Holder** AS315-002  
Double-sided, collapsible literature holder  
available in sizes A5, A4 and A3.



Simple design with one shaped back wall, allowing easy access onto your stand.


Straight and curved panels allow for interesting multi-dimensional graphics, use lighting to maximise the effect.


With plenty of space for accessorising and room for a welcome counter, this is a very cost-effective design for when you have limited space.

Constructed from Linear vector with PVC graphics.


Frame construction	Graphic materials
Linear	Pop-up PVC
Linear (counter)	Foam board panels

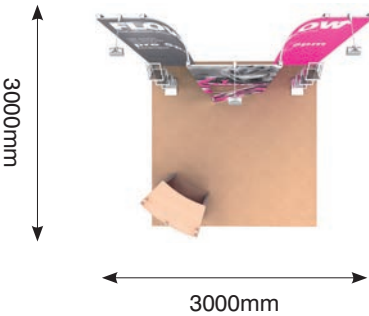
\*The render above shows the Linear version

 > Assembly time  
1 day

 > Based on 2 persons  
assembling

 Hardware weight: 51kg approx.

 Hardware cases: 1 x 19kg  
Counter bag 1 x 1.12kg  
Graphic drum 1 x 2.82kg  
Lighting bags 2 x 1.28kg





Use a combination of fabric and PVC media to show versatility in your design.



Return post creates additional branding opportunity.



This unusual and interesting stand design is open on two sides with a central meeting pod, combining a storage cupboard and business seating area with room for four chairs and a table.

Complete with over-panel lighting, literature holders and TV monitor.  
Constructed from Linear vector with PVC graphics.

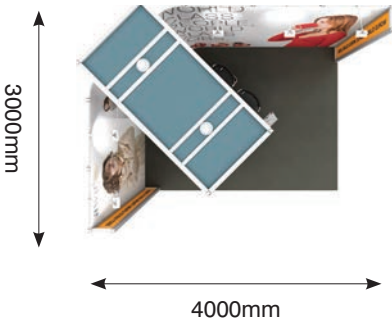


Frame construction	Graphic materials
Vector	Fabric
Linear	Pop-up PVC

\*The render above shows the Linear version

> Assembly time  
1 day


> Based on 2 persons  
assembling



- Hardware weight: 126kg approx.
- Hardware cases: 3 x 19kg
- Bag 1 x 2kg, Bag 1 x 0.33kg
- Graphic drum 2 x 2.82kg
- Lighting bags 2 x 1.28kg

9-12m<sup>2</sup> Stands


Strong and sturdy using Linear extrusion throughout.




An eye-catching, shaped display and counter which offers access from three sides.


Recessed alcoves provide space for acrylic shelves with plenty of floorspace for a large counter and literature stands.

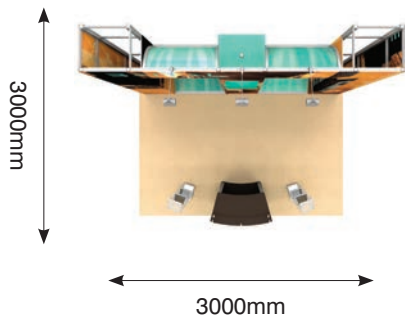
Frame construction	Graphic materials
Linear	Pop-up PVC
Linear (counter)	Foam-board panels

 > Assembly time  
1 day

 > Based on 2 persons  
assembling

 Hardware weight: 119kg approx.

 Hardware cases: 3 x 19kg, Counter bag 1 x 1.12kg  
Case 1 x 5.24kg  
Graphic drum 2 x 2.82kg  
Lighting bags 2 x 1.28kg





Use wide-format fabric graphics to show off your artwork.




Fabric-wrapped counters using silicone-edged material that pushes easily into the SEG channel.



This clever design is open on three sides with a straight back wall and features large counters positioned close to the back of the stand giving plenty of space for monitors.

Tall Vector graphic panels are attached behind each counter for extra branding or graphics options. The floor is left clear and open, welcoming customers onto the stand.




Frame construction	Graphic materials
Vector	Fabric
Vector (counters)	Fabric

> Assembly time  
1 day


> Based on 2 persons  
assembling

KG Hardware weight: 102kg approx.

Hardware cases: 3 x 19kg, Lighting bags 3 x 1.28kg



9-12m<sup>2</sup> Stands





This smart, simple stand comes with a back wall and feature tower in the centre.

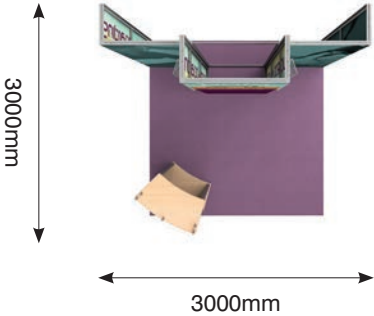
A practical solution for when space is limited, yet still allowing for plenty of floorspace and room for a welcome counter.

Frame construction	Graphic materials
Vector	Fabric
Linear (counter)	Foamex

 > Assembly time  
1 day

 > Based on 2 persons  
assembling

-  Hardware weight: 119kg approx.
-  Hardware cases: 3 x 19kg, Counter bag 1 x 1.12kg  
Case 1 x 5.24kg  
Graphic drum 2 x 2.82kg  
Lighting bags 2 x 1.28kg







A memorable stand design with a single back wall featuring a large curved section.


Design allows for double-sided graphics and a degree of privacy behind the curved section, making it ideal for medical conventions, or beauty shows where discretion may be required. The stand uses subtle lighting and comes complete with a free-standing counter.




Frame construction	Graphic materials
--------------------	-------------------


Linear frame

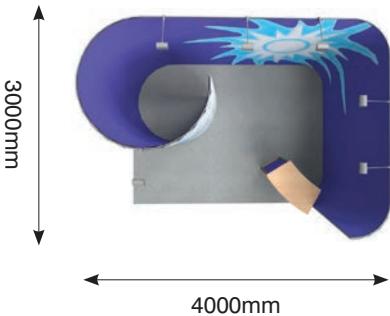
Magtaped graphics

 > Assembly time  
1 day

 > Based on 2 persons  
assembling

 Hardware weight: 50kg approx.

 Hardware cases: 1 x 19kg , Lighting bags 3 x 1.3kg  
Graphics case 2 x 1.28kg  
Counter bag 1 x 1.5kg



9-12m<sup>2</sup> Stands



A simple, single back wall with tower and storage, ideal for when space is limited.



This stand's frame is designed to take fabric graphics for that modern look and is lit up with overhead lighting. A tower provides an extra dimension, stability and storage, whilst the rest of the area is left free to allow for plenty of display space.

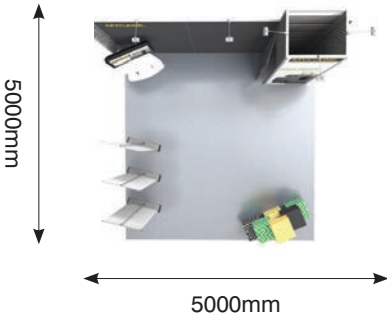


Frame construction	Graphic materials
--------------------	-------------------


Vector frame	Fabric
--------------	--------

 > Assembly time 1 day	 > Based on 2 persons assembling
--	---

 Hardware weight:	80kg approx.
 Hardware cases:	Custom case 1 x 8kg, 2 x 19kg Bag 3 x 1.5kg











This minimalist stand design is open on two sides with added enhancements such as literature racks and the ability to support a TV monitor.

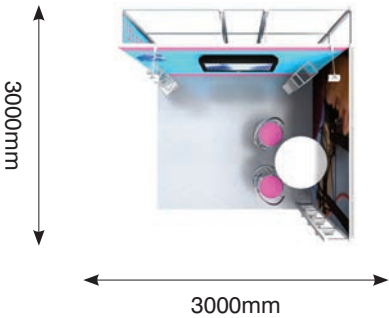
One of the walls incorporates a built-in literature rack, giving your stand additional options for marketing to visitors. A TV-monitor can also be mounted on one of the walls.

Frame construction	Graphic materials
Vector frame	Fabric
	Foam board

 > Assembly time  
2 days

 > Based on 2 persons  
assembling

-  Hardware weight: 65kg approx.
-  Hardware cases: Cases 2 x 19kg  
Lighting bag 1 x 1.3kg









# 15-25m<sup>2</sup> stands

- Standard configurations from 15m<sup>2</sup> – 25m<sup>2</sup>
- Packed in bags or crates
- Self-assembly or professional install.



> 2 days



> 2 persons



15-25m² Stands




Pop-up LCD Bracket  
PUSMK1






A highly-attractive design, open on two sides with tall end-columns giving multiple dimensions to a simple design.


There's plenty of room to add a bar-table and stools, plus a welcome counter and literature holders. Columns also allow the mounting of TV monitors.

Frame construction	Graphic materials
Vector frame	Fabric
Linear	Pop-up PVC
Linear (counter)	Foam board
*The render above shows the Linear version	

 > Assembly time  
1 day

 > Based on 2 persons  
assembling

-  Hardware weight: 117kg approx.
-  Hardware cases: 3 x 19kg, Counter bag 1 x 1.12kg
- Graphic drums 2 x 2.82kg
- Lighting bags 4 x 1.28kg






Acrylic panels using Linear beams as supports, provide another way to showcase graphics.




Open on two sides, this stand comes with straight back walls and a corner section.


Design allows for integral shelving, sheltered by two end-panels offering a sense of privacy whilst visitors are on the stand. With plenty of room for a welcome counter and table and chairs, you can also accessorise with ambient lighting and TV monitors.

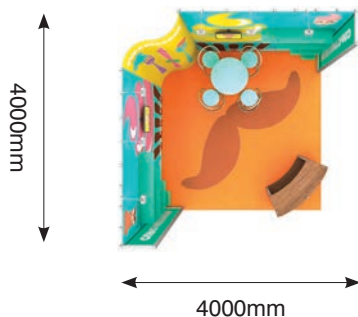
Frame construction	Graphic materials
Linear	Pop-up PVC
Linear (counter)	Foam board

 > Assembly time  
1 day

 > Based on 2 persons  
assembling

 Hardware weight: 134kg approx.

 Hardware cases: 3 x 19kg, Counter bag 1 x 1.5kg  
Bag 1 x 2kg, Graphic drums 2 x 2.82kg  
Lighting bags 4 x 1.28kg



15-25m² Stands







Full- and half-height panels are used as back walls and meeting zones.

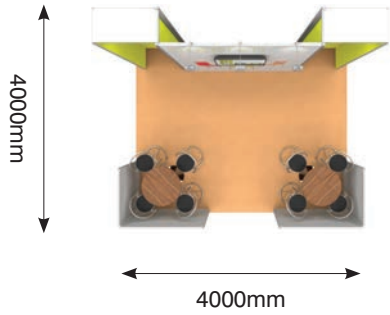


This ultra-modern stand features one main back wall with a large feature panel in the centre to hold a TV monitor.

The feature panel is flanked by two recessed shelving areas, complete with hidden lighting. The stand itself, is open on three sides with two meeting areas at the front, shielded from passers-by by two half-height walls.

Frame construction	Graphic materials
Vector frame	Fabric
 > Assembly time 1 day	 > Based on 2 persons assembling

-  Hardware weight: 120kg approx.
-  Hardware cases: 3 x 19kg  
Lighting bags 2 x 1.28kg





15-25m<sup>2</sup> Stands

Extra-wide format for impressive, free-flowing fabric graphics.



A dramatic design which is open on two sides, with two tall arches to draw attention to the stand.

The design tempts visitors to walk through the archways, which are ideal for showcasing artwork, or information on the large back walls and pillar fronts. There's room for a table and chairs, plus a welcome counter, TV monitors and literature holders.

Frame construction	Graphic materials
Vector frame	Fabric
Linear (counter)	Foam board



> Assembly time  
2 days



> Based on 2 persons  
assembling




Hardware weight: 120kg approx.



Hardware cases: 2 x 19kg

Counter bag 1 x 1.5kg

Lighting bags 2 x 1.28kg







An interesting stand, open on two sides, the focal point being an overhead archway that supports a TV monitor and literature holders on the external facing wall.


Large back walls allow for strong graphics. A simple, yet effectively-designed stand - it can be complemented with banner lighting, plus integral spotlights in the overhead gantry and completed by a curved counter to greet guests.


Frame construction	Graphic materials
Vector frame	Fabric
Counter	Foam board

 > Assembly time  
2 days

 > Based on 2 persons  
assembling

 Hardware weight: 80kg approx.

 Hardware cases: Cases 2 x 19kg  
Lighting bags 4 x 1.3kg  
1 x 1.5kg bag





# The perfect stand

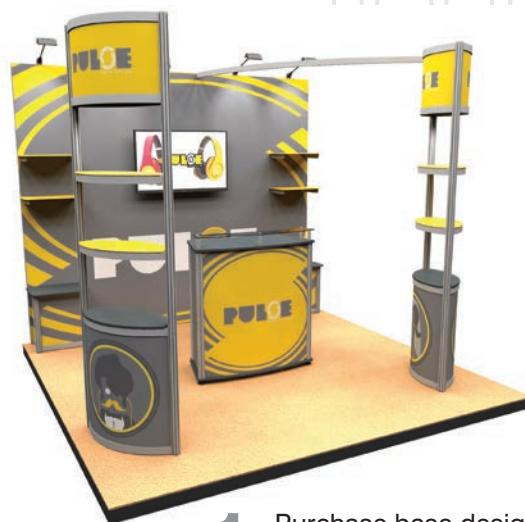
— for reconfiguring to suit different space options.

This stand can be redesigned to offer a single back wall, or open on two sides. Towers can be positioned at the front of the display, or incorporated into the back wall to create extra shelving.

If space is more limited, components can be reduced by taking one of the towers away and using the remaining one as part of back wall.

A very attractive design with plenty of shelving and seating options, with room for a welcome counter in all three configurations.

Frame construction	Graphic materials
Vector frame	Pop-up PVC
Linear (counter)	Foam board
Linear (towers)	Foam board




1. Purchase base design with a single back wall and free-standing shelving pods.



2. Add an extra panel to create a two-sided stand, using one of the shelving pods as a corner-unit.

3. Create a large, multi-dimensional stand using both shelving, pods in different locations within the design. This creates plenty of wall space for shelving and integrated seating.









# 30m<sup>2</sup> plus stands

- Standard configurations from 30m<sup>2</sup> plus
- Packed in bags or crates
- Professional install.



> 2 days



> 4 persons

30m² plus Stands

**LED Spotlight** LED-5W-120D  
5 Watt with cool, white down-lighting.



Storage is always important on stands.  
Create cupboards and doors with Vector.



An impressive stand with fantastic areas  
for product display.

Open on three sides with the added dimension of a large  
iconic arch. Lighting and a large translucent acrylic panel give  
an open, 'see-through' look to the arch.

The counter and arch give you a prominent area for product display.

TV mount and shelving on the right hand side of the stand provide  
an area ideal for seating (not supplied) or display of larger products.



Frame construction	Graphic materials
Vector	Fabric
Linear (front above counter)	Acrylic
Linear (counter)	Foam board



> Assembly time  
Less than 2 days



> Based on 3 persons  
assembling



Hardware weight: 374kg approx.



\*\* Crates available



4500mm

7500mm





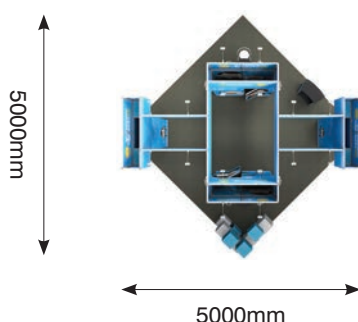
An impressive, functional stand with large high-level graphic areas for maximum impact.

Accessible on all sides, this stand offers you plenty of storage for your literature and exhibition supplies.

TV mounts allow promotional videos and presentations to be shown, helping to increase customer attraction and time spent on your stand.

The counter gives you the perfect focal point to meet and greet your customers and encourage them to make their way into the spacious centre of the stand.

Frame construction	Graphic materials
Vector	Fabric
Cubes	Fabric
Counter	Foam board



> Assembly time  
2 days



> Based on 4 persons  
assembling



Hardware weight: 374kg approx.



5 x 19kg

Case 1 x 6.8kg

Lighting bags 10 x 1.28kg



**Multi Height Nested Plinths** PK129  
Great item for brand display and functional use.  
Choice of table top colours.




A large, impressive stand for when you really want to make an impact!



This stand is open on two sides, with added dimension using arches along its entire length. A contemporary-designed meeting area using acrylic and in-fill panels, allows for privacy.

A large tower section comes with lighting for high-line branding. There's plenty of room for a table and chairs, plus arch panels which allow TV monitors to be used. There's additional room at the front of the stand for display plinths.

Frame construction	Graphic materials
Vector	Fabric with acrylic
Multi-Height Nest Plinths	Pop-up PVC

 > Assembly time 2 days  > Based on 4 persons assembling



-  Hardware weight: 374kg approx.
-  Hardware cases: 9 x 19kg
  - Bag 1 x 1.5kg
  - Bag 1 x 0.5kg
- Graphic drums 2 x 2.82kg
- Lighting bags 11 x 1.28kg





Impressive deep back wall that has been positioned centre-stage to enable access all round, with mirror image of design either side.

Right-angled arms with spotlights provide the stability for the stand, two cupboards for storage are also available. Complete with optional overarm lighting, table and chairs, literature racks and a built-in shelf either side.

## Frame construction

Vector

## Graphic materials

Fabric



> Assembly time  
1 day



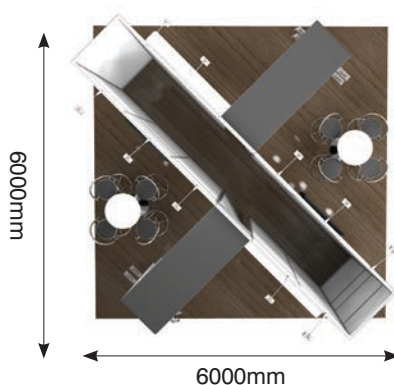
> Based on 2 persons  
assembling



Hardware weight: 280kg approx.



Hardware cases: 5 x 19kg, 1 x 1.12kg



30m² plus Stands

**Powerspot 1000 PS1000**  
120 watt halogen floodlight  
available in black or silver.



A large, two-sided stand that can accommodate sizeable display items, or encourage plenty of people onto the stand at any one time.

Plenty of back-wall space for striking graphics or detailing of your brand. Two end-towers add an extra dimension and aid stability.

This stand comes complete with built-in literature holders, lighting and a free-standing welcome counter.

Frame construction	Graphic materials
Linear	Pop-up PVC
Counter	Foam board

 > Assembly time  
1 day



> Based on 3 persons  
assembling



Hardware weight: 115kg approx.



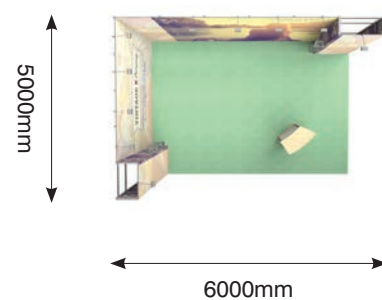
Hardware cases: 3 x 19kg, 1 x 6kg

Bag 1 x 1.5kg

Graphic cases 2 x 3kg

Lighting bags 5 x 1.3kg





## The perfect stand

— for reconfiguring to suit different space options.

1. The storage tower is positioned at the back of the stand and two of the graphic legs are used. There's also room for a counter, TV monitor and literature holder. This stand has a branded hanging structure overhead.



2. Re-configure the centre tower into a back wall with three graphic legs coming off it allowing for a tunnel effect. Position the counter at the front of the stand to greet customers. Comes with a hanging structure overhead.







## design service

30m<sup>2</sup> plus Stands

An impressively-designed island stand with a large hanging structure above, offering excellent branding and awareness opportunities.

A high-impact stand with some smart ways to reconfigure. Centre tower can be re-shaped into a back wall; use two, three or four of the graphic legs depending on space. All designs incorporate a welcome counter, literature holders and TV monitors.

For maximum exposure, all three designs have a Formulate hanging structure to help your stand be visible from all corners of an exhibition hall.

Frame construction	Graphic materials
Linear	Fabric
Linear (tower)	PVC
Hanging Structure (formulate)	Fabric
Linear (counter)	Foam board



Hardware weight: 136kg approx.



Hardware cases: 4 x 19kg

Graphics drums 2 x 2.82kg

Bag 1 x 1.5kg

Lighting bags 8 x 1.28kg

- 3.** Using all components to create a stunning island design complete with large hanging structure overhead.



# material #1 Formulate

Formulate is a range of strong, yet lightweight tubular aluminium structures which are dressed with tensioned fabric graphics. Stretching a durable fabric graphic over the Formulate structure changes it from a simple frame to an elegant and engaging form, suitable for a wide variety of uses and applications.

## Formulate is ideal for

- Exhibition displays
- Conferences

- Customer self-build
- Schools and colleges

- Retail environments
- High visual impact

## Formulate fabric displays



Choose from a wide range of fabric displays to set the backdrop for your creation. Design stunning graphics to wow your customers.

### Monolith

FMSS-VSS-01/02/03/04

Approx. assembly time:  
**5 minutes**



### Serpentine

FMLT-SSS-01/02/03



### Straight

FMLT-SLS-01/02/03/04



### Vertical Curve

FMLT-USS-01/02



## Formulate impact

Formulate back walls and 'Funky Shapes' create dramatic backdrops for your exhibition using simple tubes that lock into place, complete with graphic fabric socks secured by an extra-strong zip.

## Formulate graphics

Powerstretch, 215gsm. fabric for indoor use giving a fully-wrapped graphic with great tension, due to the elastic qualities of the material.

to learn more about this fantastic product, ask your dealer for a Formulate brochure.



## Formulate counters



**Oval**

FMC-OVA-01



**Rectangle**

FMC-SQA-01



**Large Rectangle**

FMC-SQA-02

## Formulate retail displays

There is a choice of free-standing shapes including tablet holders, ideal for hospitality environments.



**Drum**

FMDS-3DC-01



**iPad Stand**

FMLT-IP-01



**Snake**

FMSS-VS-01

Add double-sided graphics to ensure your message is seen from all angles!

# material #1 Formulate

All Formulate products come with a carry bag.



## why is Formulate considered to be so good?



Lightweight



Strong



Portable



Extremely durable




Easy to assemble



Carry bag included

## Formulate exhibition and hanging structures

For the ultimate wow-factor at your indoor show or event, choose Formulate Exhibition and Hanging Structures to provide a strong visual impact. Included in the range are impressive free-standing arches, an eye-catching meeting pod, or be seen from afar with ceiling-suspended hanging structures.



**Meeting Pod**

FMLT-SC-01



**6m Arch (Triple)**

FMLT-ARC-03



## Formulate accessory kit

Accessorise your Formulate display with the specially-designed accessory kit.

Once attached to your stand, you'll be able to affix items such as shelf-units and iPad and literature-holders (purchased separately).



**Formulate Bracket**

FMLT158-32



**Circle Hanging Structure**

FMHS-RIN-01/02/03/04/05

Graphics are easy to clean  
should they get dirty –  
simply wash at 30°C.



**Triplet**

FMHS-PIN-01/02/03



**Eye**

FMHS-EYE-02/03



**Triangle**

FMHS-TRI-02/03



**Tapered**

FMHS-TC-01/02/03



**Square**

FMHS-SQU-01/02/03



**Rectangle**

FMHS-REC-01

# material #2

## Linear & Vector

A flexible and durable stand system, Linear & Vector is the perfect solution for your exhibition display.

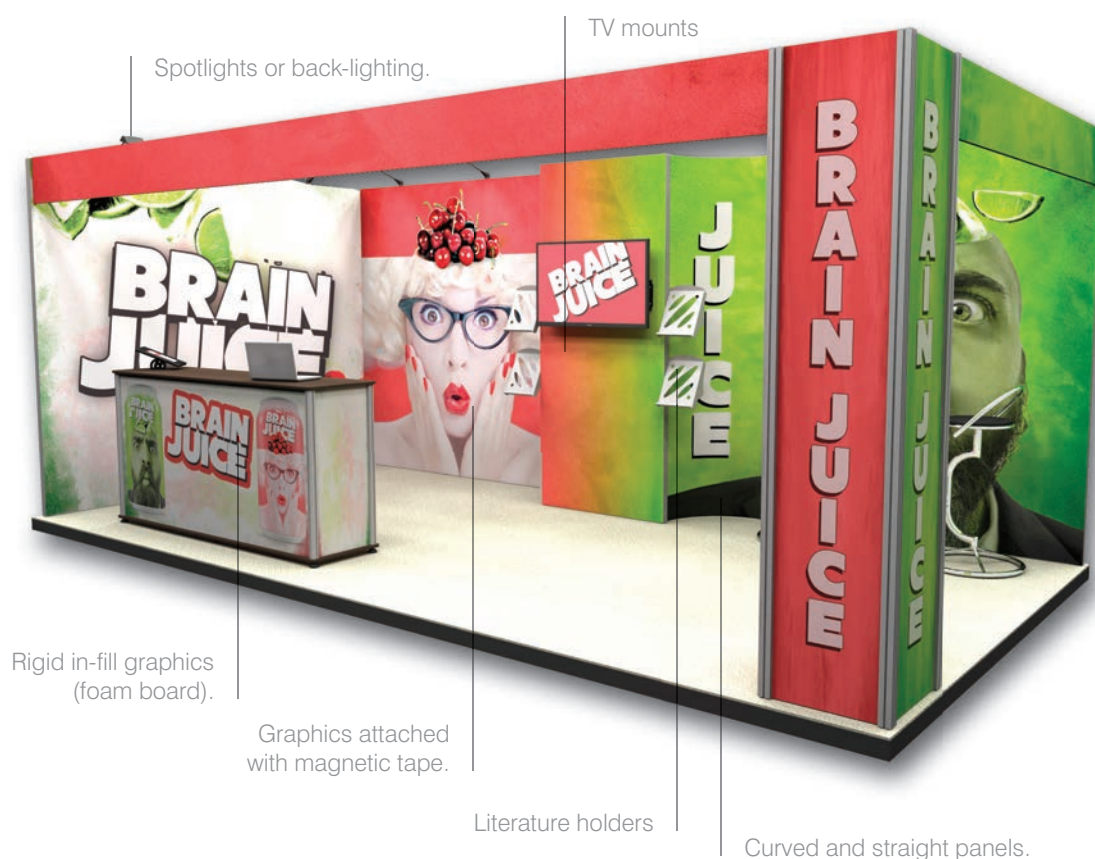
### Linear & Vector are ideal for

- High-quality stand solution
- Wall frames are available in LED back-lit versions

- Reconfigurable
- Easy to build

- Exhibition stand kits also available
- Durable with Lifetime guarantee

## features at a glance



### Posts



50mm round  
4-way  
LN601



50mm  
8-way  
LN618



50mm square  
8-way  
LN616



75mm round  
4-way  
LN602



75mm  
8-way  
LN8W



75mm square  
8-way  
LN607

### Beams



45mm  
LN605



50mm oval beam  
LN609




Each design can provide seamless graphics using either silicone-edged textile fabric, rollable or rigid media, which allows your artwork to flow uninterrupted across your stand.

Complete the look, with a choice of accessories including spotlights, LCD brackets, literature holders, tablet-holders and tables.

## Linear & Vector graphics

 Fixings supported include rigid, rollable, spring-clip and silicon-edged textile fabric

 Seamless single- or double-sided graphic walls available

 LED back-lit panels available for textile fabric graphics


## Linear Vector fixings and accessories




**Acrylic Stacks**  
\*To fit posts on opposite page



**450mm Steel Dome Base**  
LN102



**UV-Printed Table-Tops**



**Poser Table**  
LN319



**Top Caps**  
\*To fit posts on opposite page



**PVC-Wing Extrusion**  
LN608-1000



**Engraved Thermoformed Top**  
(custom item)



**Powerspot 1000**  
PS1000  
(Vector light-fitting)



**Aluminium Literature Holder**  
LN112-C



**Compass Graphic Fixing**  
LN502



**Flat Foot**  
LN155



**Oval Base**  
LN114-S



**Acrylic Literature Holder**  
LN501




**Powerspot 1060 LED**  
PS1060S



**LCD Brackets**  
LN124  
(3 types available)



**iPad Holder 360°**  
IPAD360



**Slatwall Panel**  
LN-SL-1000 x 750  
**Slatwall Leaflet Holder (A4)**  
AH310  
**Slatwall Hook**  
AH321



**Fluorescent Acrylic Top Caps**  
(Available in red, green or blue and in three shapes.)

### Fixings



**Rigid Infill**



**Steel Mag Tape\***



**Silicone Gasket**

### Wooden crates



Made-to-measure, they'll help protect your stand!

\* Steel magnetic tape is supplied as standard with kits. Please specify alternative graphic fixing if required.  
(Spring-clip fixings will incur an additional charge). Thermo-formed available in black, white, birch silver and loire oak.

# material #3

## VECTOR<sup>LITE</sup>

Design, customise and build your very own unique exhibition stand using Vector Lite - an aluminium frame system that is able to support almost any type of media, using one cleverly-designed channel.

### Vector Lite is ideal for

- Smaller exhibitions
- Conferences

- Easy self-build
- Schools and colleges

- Retail environments
- Fast modular solutions

## features at a glance

Made from anodised aluminium, Vector Lite frame kits are available in standard sizes that can be used on their own or linked together.

Supports a range of media types.

40mm aluminium profiles.

Range of standard panel sizes.

Link frames using a slide motion.



Frames can be stacked on top of each other to reach heights up to a maximum of 2000mm (depending on configuration).

Frames can also be effortlessly joined side-by-side due to a Joining Hook that allows panels to simply slide together.



## Media types

This clever system supports rollable, foam, PVC and textile fabric-graphics, all in one unique extrusion!



Display Polyester






Foam PVC




Pop-up PVC

## Vector Lite graphics

-  Seamless textile fabric
-  Rollable media 0.5mm thickness
-  Rigid media 2 or 3mm thickness

## Vector Lite frames



## Vector Lite components

Create endlessly different stand configurations!



Corner Cleats  
VLF-01



Straight Joiners  
VLF-02



Joining Hook  
VLF-03



Joining Brace  
VLF-04



Frame Lock  
VLF-05



Post-Moulding  
VLP-01



Frame Post  
VLP-1000/1500



Support Brace  
VLSB-408/908/1408

## Vector Lite accessories

Need any accessories?



Aluminium  
Literature  
Holder LN112



Powerspot  
1060 LED  
PS1060S



Powerspot  
1000  
IPAD-360



iPad Holder  
360°  
IPAD360



Acrylic  
Literature  
Holder LN501



LCD Bracket  
(Support bracket  
required) LN128



Injection-Moulded Literature Holders  
DL AH5DLP/A5 AH5A5P/ A4 AH5A4P



for more information, ask your dealer for a copy of the Vector Lite brochure.



# material #4

## Panel & Pole

Panel & Pole systems can be used to create a variety of stand designs using these popular traditional structures.

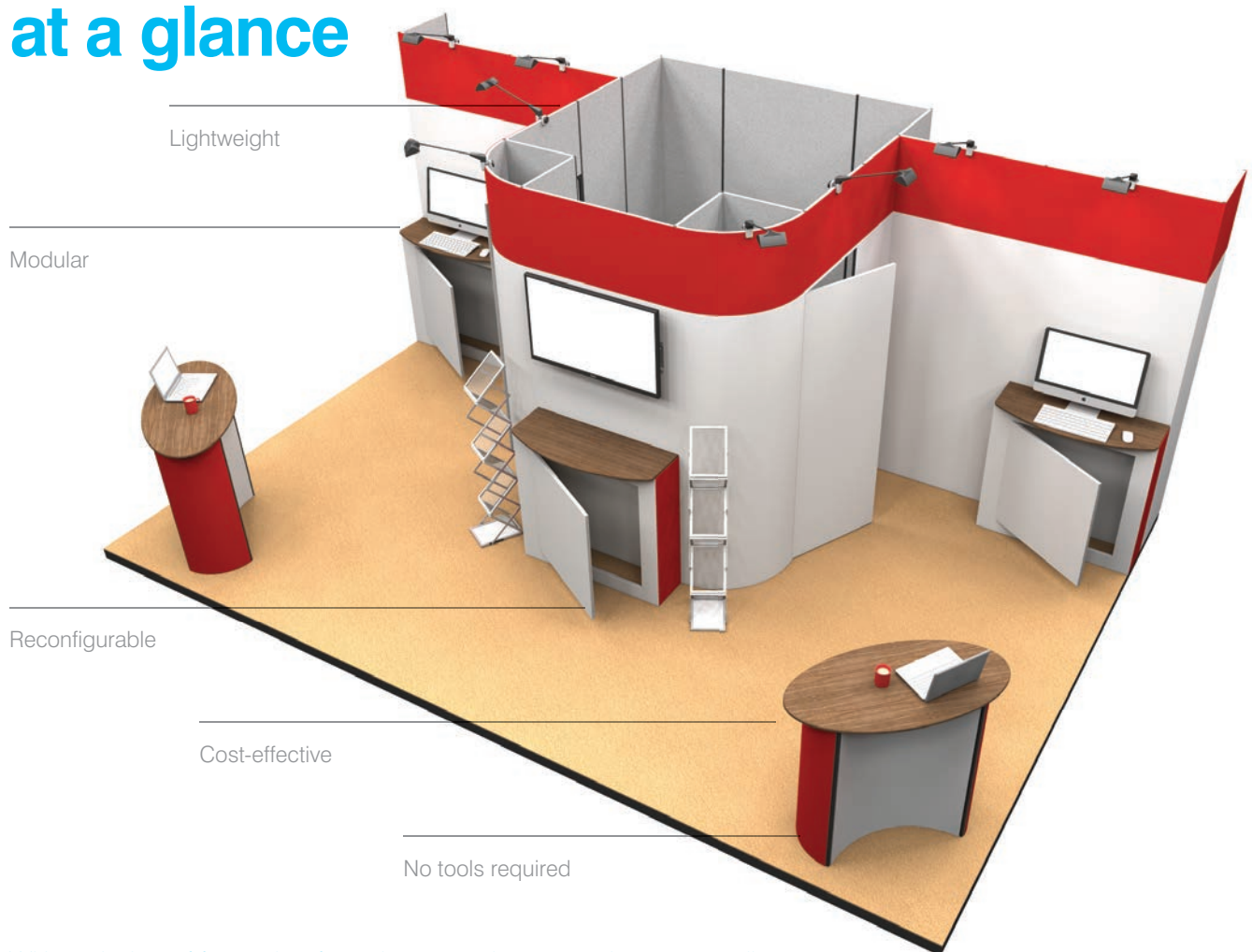
### Panel & Pole is ideal for

 Portable display systems  
 Schools and colleges

 Room dividers  
 Exhibitions

 Conferences

## features at a glance



With a choice of framed or frameless panels your options are endless. Accessories can include lockable doors, curved panels, table tops plus lots more and with these panels being durable and adaptable, they are the perfect system for when you want to re-configure your design in the future.



# material #5

## Arena 4 Gantry

This type of system is ideal for creating very bold and striking exhibition stands.

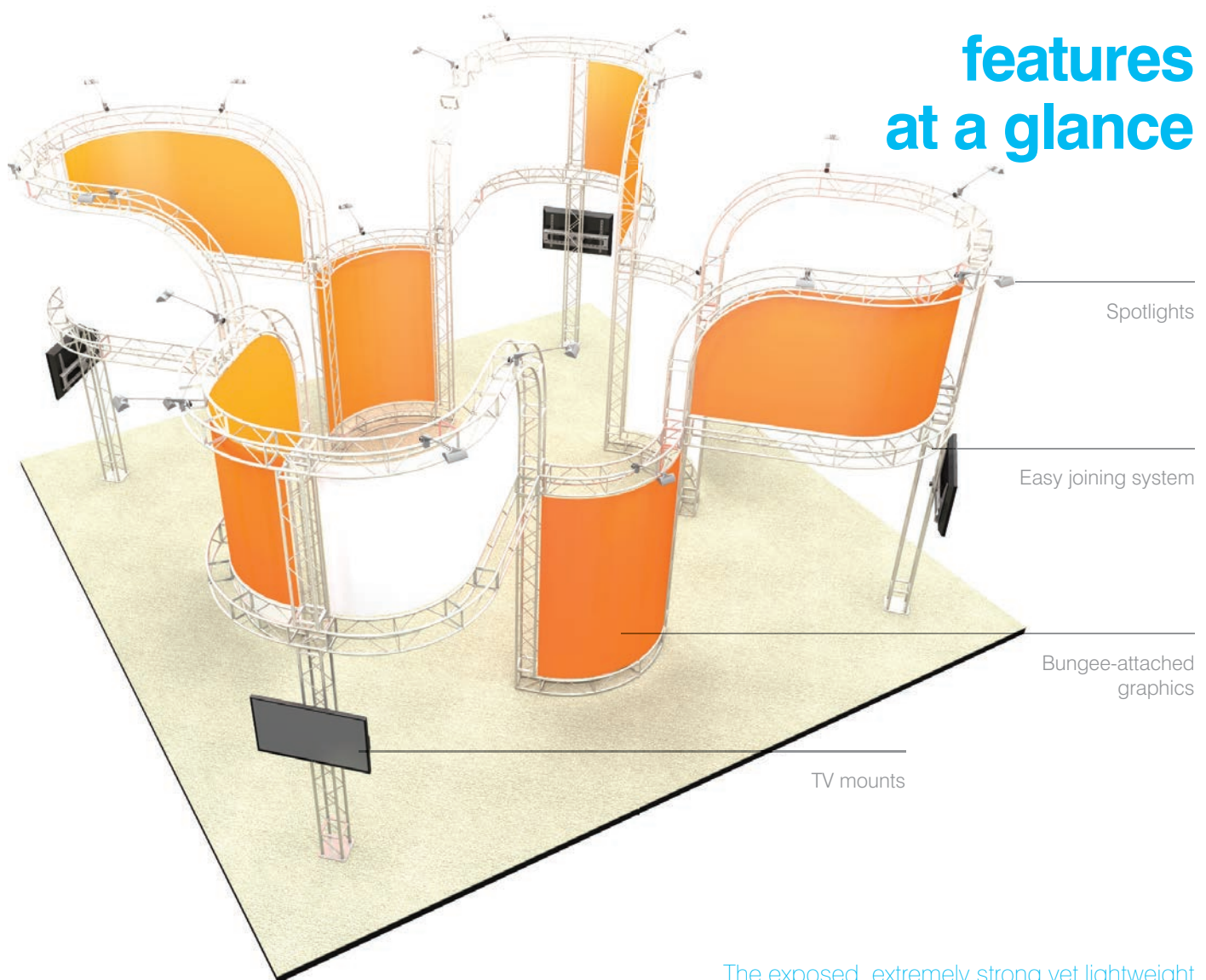
### Arena 4 Gantry is ideal for

Exhibitions  
Showrooms

Events  
Retail displays

Hanging structures

## features at a glance



The exposed, extremely strong yet lightweight aluminium beams allow for load-bearing span of up to 6m. There is plenty of scope to accessorise Arena 4 Gantry stands with table tops, literature holders and LCD monitor brackets.

# lighting solutions

Highlight your modular stand, by using our range of innovative lighting solutions.

## Brighten up your stand with a wide range of lighting options



**Powerspot 50**  
PS050



**Powerspot 800**  
PS800



**Powerspot 950**  
PS950



**Powerspot 1000**  
PS1000



**LED Floodlight**  
PS1060S



**Colour Blast Accent LED RGB**  
LED-RGB-BLAST



**Colour Blast Accent LED White**  
LED-CW-BLAST



**LED Downlight**  
LED-5W-120D



**LED Flood-Lights**  
LED-FLOOD-40W



**Mini LED Flood-Light**  
LED-FLOOD-10W



**Powerspot 1200**  
PS1200



**LED Spot Light**  
LED-SPOT-ARM-B



**LED Strip Light**  
LED-STRIP-ARM-B



**LED Flood Light**  
LED-FLOOD-ARM-B



**LED Exhibition Light**  
LED-EXHIB-ARM-B

Compatible with...	A	B	C	D	E	F*	G*	H	I**	J**	K	L	M	N	O
Roller banners		•				•	•					•			
Hop-up				•	•	•	•						•	•	
Xclaim			•	•	•	•	•						•	•	
Pop-up			•	•	•	•	•				•		•	•	
Formulate				•	•	•	•						•	•	
Linear				•	•	•	•	•					•	•	
Vector				•	•	•	•	•					•	•	•
Arena				•	•	•	•						•	•	•
Panel systems	•			•	•	•	•						•	•	•
Wall-mounted									•	•					

\*Freestanding lights - can be used with any display, but are not attachable.


\*\*Fixings not supplied.



# stabilising feet

Depending on the configuration of your stand or your self-supporting wall, it is recommended to add feet in order to provide maximum stability.

## Support from bottom to top



**Oval Steel Base LN114-S**



**Linear Side Foot SL1**



**Linear Arched Foot SL2**



**Vector Quarter Side Feet SLF1**



**Semi-Arched Foot SLC1**



**Dome Base LN102**



**Arena4 Angled Foot UT-AF250**



**Hop-up Stabilising Feet ES508**



**Pop-up Stabilising Feet ES505**



**Flat Foot LN155**

Compatible with...	A	B	C	D	E	F	G	H	I	J
Hop-up stand								•		
Pop-up stand									•	
Formulate image walls										
Linear stand	•	•	•	•	•	•				•
Vector stand		•	•	•	•	•				•
Aren 4 Gantry							•			

## Cases and bags



**Lighting Case AC315**



**Padded Lighting Bag AB101**

**Universal Light-Fitting Kit US901-C**



## Fitting Lights

The Universal Light-Fitting Kit is suitable for use with the PS1000 and PS1060 lights. It enables lights to be fitted to pop-ups and modular-panel systems, as well as the Formulate system.


# install and dismantle

Should you need support with install and dismantle for your stand, we can help.

Once we've designed, printed your graphics, and pre-built your stand to ensure it all fits perfectly together, we can also offer a thorough build and breakdown service too!

Our specialist install and dismantle team will pack your stand into suitable cases, deliver it to you or your customer's show, where they will then assemble and fit the graphics to the stand, add lighting if applicable and any other optional accessories. We also will store your cases for the duration of the show.

After the event our team will dismantle the stand and carefully pack into the cases and deliver it back to you, or your customer's chosen address.





# renting a stand





If you don't want to purchase a stand, we offer a rental service with graphics.



If you have a one-off show where you will never need to use the hardware again, you might consider renting a stand.




A selection of stands in this brochure are available for rent. Your graphic design will be printed onto suitable media\*, our install team will then pre-build the stand ensuring everything fits perfectly prior to the show.

Rental price includes:

-  Stand
-  Graphics are yours to keep post-show\*
-  Install and dismantle
-  Lighting where applicable.

Optional extras include counters, literature holders, plus other accessories.

Exhibition stand rental is the perfect solution if:

-  You exhibit infrequently, or want to test exhibiting before deciding to buy your own stand
-  You exhibit at multiple locations simultaneously or in quick succession
-  You need to change your exhibition stand design frequently to accommodate new products and services.

\*Printed graphics charged for separately.



## All you need for a successful exhibition

- 📦 Install and Dismantle Service
- 📦 Rental Service Available

- 📦 Stand Building Materials Guide
- 📦 Exhibition Preparation Guide