





# Here's What to Look for in Every Fine Yamaha Guitar



**BODIES**—Fine imported and Japanese tight-grain woods such as mahogany, nato, nato, matoa, katsura and others, plus the best and most indestructible plastics go into every Yamaha electric guitar and bass. Our company-wide policy of human engineering emphasizes three critical criteria in body design—tonality, durability and convenience of play. All materials are selected for uniformity and fine resonance. Bodies are varnished in several layers to maintain luster.

**ELECTRONICS**—Humbucking pickups (double-bobbin system) refined by Yamaha feature low-noise performance to extend high frequencies and resiliency, and much higher output than those of less sophisticated construction. All electronic components are securely mounted on non-resonating surfaces to avoid distortion, feedback and instability. All Yamaha guitars incorporate adjustable-pole pickups, formed around high-quality magnets. To further protect components against hum and hazard, all electronics are permanently grounded, just another example of Yamaha's long experience as leaders in the world of high-fidelity and electronic musical instruments.

**BRIDGES, NUTS & MACHINE HEADS**—Tuning a Yamaha electric guitar or bass is swift and sure. Our exclusive alloy machine heads are die-cast or pressed with extreme care for fine adjustment, then finished by hand for lasting looks and quality. Most Yamaha electrics feature an adjustable bridge for fine tuning and a shortened tail-to-bridge design for easy choking. Nuts are deeply imbedded, and grooves are deep and angle-cut to support each string in a one-point system to assure best performance, with hand-beveled slot edges to avoid string crimp and breakage.

**NECKS, FINGERBOARDS & FRETS**—We insist on woods (such as maple and mahogany) from the hardest, closest-grained stocks available anywhere in the world, structurally stable plastics, reinforcements of expensive alloy steel—all hand-selected and inspected, carved or molded with care and finished with pride. Fingerboards on expensive models are of real ebony, very solid and curved for smooth finger movement. Yamaha set (nondetachable) neck-body joints are set for maximum rigidity, yet neck silhouettes are slim and comfortable. Particular care is taken in fret selection and fret-to-board tolerances to ensure fast playing and unerring touch.

# Yamaha Guitar Strings



Rely on Yamaha strings for unsurpassed tonal color, powerful response, pitch stability and durability. The results of over 80 years of Yamaha music instrument experience are reflected in a gene-

rous range of types of strings to fit every guitar. Yamaha strings are available singly or in complete sets, packaged with special care to keep out dust and moisture.

## Electric Guitar Strings

	H-1010 Regular Gauge	H-1020 Light Gauge	H-1060 Super Light Gauge	H-1070 Extra Light Gauge	H-3010 Flat Wound Regular Gauge
<b>E-1st</b>	013 (P)	010 (P)	009 (P)	008 (P)	014 (P)
<b>B-2nd</b>	016 (P)	013 (P)	011 (P)	010 (P)	018 (P)
<b>G-3rd</b>	028 (W)	018 (P)	016 (P)	014 (P)	027 (FW)
<b>D-4th</b>	032 (W)	026 (W)	026 (W)	023 (W)	035 (FW)
<b>A-5th</b>	044 (W)	032 (W)	032 (W)	029 (W)	048 (FW)
<b>E-6th</b>	054 (W)	046 (W)	042 (W)	037 (W)	059 (FW)

H-1040 12-Strings Light Gauge.			
<b>E-1st</b>	009 (P)	<b>E-2nd</b>	009 (P)
<b>B-3rd</b>	010 (P)	<b>B-4th</b>	010 (P)
<b>G-5th</b>	015 (P)	<b>G-6th</b>	008 (P)
<b>D-7th</b>	026 (W)	<b>D-8th</b>	010 (P)
<b>A-9th</b>	032 (W)	<b>A-10th</b>	016 (P)
<b>E-11th</b>	046 (W)	<b>E-12th</b>	020 (P)

## Electric Bass Guitar Strings

	H-4010 For Short-Scale	H-4020 For Long-Scale
	Light Gauge	Flat Wound
<b>G-1st</b>	4011 (FW)	4021 (FW)
<b>D-2nd</b>	4012 (FW)	4022 (FW)
<b>A-3rd</b>	4013 (FW)	4023 (FW)
<b>E-4th</b>	4014 (FW)	4024 (FW)

(P): Plain, (W): Wound, (F): Flat Wound

# Cases for Electric Guitars



Cases	Guitars
Model SGM	SG-20, 30, 30A, 35, 35A, 40, 40S, 45, 85
SGL	SG-60T, 80T, 90, 175
SGQ	SG-2A, 5A, 7A
SB	SB-30, 30S, 35, 50, 70
SBL	SB-55, 75
AE	AE-12, 18
SA	SA-30, 50, 50B
SAN	SA-60, 90
SAB	SA-20, 20B, 70
SABN	SA-75
SG (Bag)	SG-2C, 3C, SB-1C