

Thin Plate Pure Lead

UPLUS
NEW TECHNOLOGY BATTERY

UPBH150FT (12V150Ah)

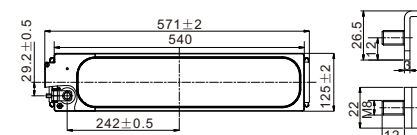
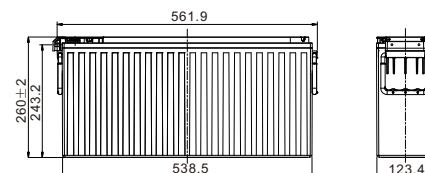

UPBH SERIES
LONG STANDBY LIFE

Specification

Nominal Voltage	12V	
Rated Capacity (Ah)	150Ah	(C ₁₀ , 1.80V/cell, 25°C)
	150Ah	(C ₈ , 1.75V/cell, 25°C)
Dimension	Length	571±2mm (22.48 inches)
	Width	125±2mm (4.92 inches)
	Height	260±2mm (10.24 inches)
	Total Height (with Terminal)	260±2mm (10.24 inches)
Weight	45.7Kg (100.8 lbs)	
Terminal	Threaded M8 (T11) insert with M6 front terminal adaptor	
Container Material	PC-ABS flame retardant jar and cover to UL94V-0	
Max. Discharge Current	1400 (5s)	
Internal Resistance	Approx 3.6mΩ(Fully charged)	
Operating Temp. Range	Discharge : -40°C ~ 65°C (-40°F ~ 149°F)	
	Charge : 0°C ~ 40°C (32°F ~ 104°F)	
	Storage : -20°C ~ 40°C (-4°F ~ 104°F)	
Capacity affected by Temperature	40°C (104°F)	103%
	25°C (77°F)	100%
	0°C (32°F)	86%

UPBH series batteries can be stored up to 24 months at 25°C(77°F), For higher temperatures the time interval will be shorter.

Storage Battery needs to be given a freshening charge when the OCV approach 2.10V/cell or when the maximum storage time is reached, whichever occurs first.



Unit: mm

Constant Current Discharge (Amperes) at 25 °C (77°F)

F.V/Time	10min	15min	20min	30min	45min	1h	2h	3h	4h	5h	8h	10h	20h
1.85V/cell	268.7	230.4	198.4	152.1	113.6	90.7	51.0	37.0	29.6	24.7	17.9	14.5	7.69
1.80V/cell	300.2	250.6	212.4	160.8	119.1	94.8	53.3	38.6	30.9	25.8	18.5	15.0	7.95
1.75V/cell	323.4	266.1	224.4	166.8	123.3	97.9	54.6	39.7	31.7	26.5	18.8	15.2	8.07
1.70V/cell	347.5	280.5	233.1	172.3	126.4	99.8	55.7	40.4	32.1	26.9	18.9	15.4	8.14
1.67V/cell	369.4	293.8	240.1	175.5	128.1	101.2	56.4	41.0	32.5	27.1	19.0	15.5	8.20
1.60V/cell	393.1	305.3	247.9	180.2	130.5	103.0	57.2	41.5	32.9	27.4	19.2	15.6	8.25

Constant Power Discharge (Watts/cell) at 25 °C (77°F)

F.V/Time	10min	15min	20min	30min	45min	1h	2h	3h	4h	5h	8h	10h	20h
1.85V/cell	509.7	440.8	381.8	296.1	224.4	179.7	102.0	74.1	59.6	49.9	34.4	29.5	15.7
1.80V/cell	560.4	473.0	404.7	311.0	233.9	187.0	105.9	77.0	61.9	51.8	35.5	30.4	16.2
1.75V/cell	597.7	497.6	423.9	320.0	240.6	191.8	108.0	78.8	63.3	53.0	36.1	30.8	16.4
1.70V/cell	632.4	518.2	436.0	327.8	245.2	194.5	109.6	79.9	64.0	53.6	36.6	30.9	16.5
1.67V/cell	665.6	537.3	445.7	332.5	247.3	196.5	110.6	80.8	64.5	54.0	36.9	31.1	16.5
1.60V/cell	696.6	550.1	455.0	338.1	250.0	198.2	111.3	81.3	64.9	54.2	37.1	31.2	16.6

Specifications subject to change without notice.

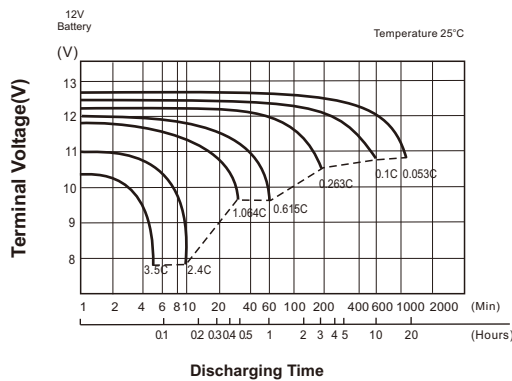
Thin Plate Pure Lead



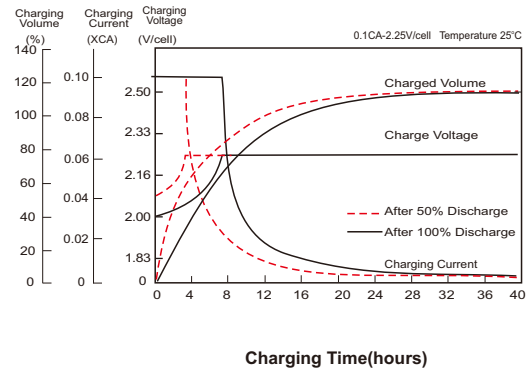
Features & Benefits

- 20 years design life(25°C)
- Low internal resistance
- Fast Charging Acceptance
- Premium ABS+ jar & covers
- IATA Approved for Air Freight
- Heat sealed plastic container
- UL Recognized, IEC Certified
- Automated COS & TTP welding
- M6 & M8 Terminal adapter options
- Flame Retardant to UL94V-0
- Long Shelf Life up to 2 years @25°C(77°F)
- High-rate performance, high energy density
- Virgin pure lead plates / copper alloy terminal inserts
- Excellent high rate discharge capability for emergency backup power supply.
- High quality AGM separators minimize electrical resistance to allow high current discharging properties.
- Outstanding high rate charge capability with Thin Plate Pure Lead technology

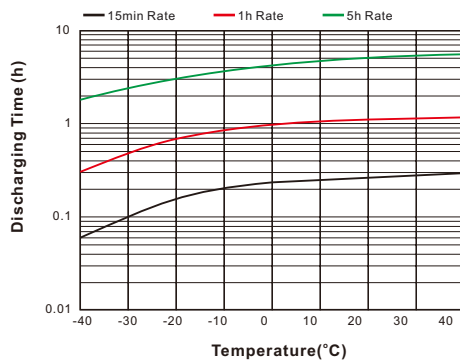
Discharging Characteristics



Charging Characteristics



Effect of Temperature on Discharging Time



Float Life

