

GUITARS & AMPLIFIERS **YAMAHA**

The name **YAMAHA** means world renowned quality!

Yamaha proudly announces the completion and full-time operation of a new factory facility complete with ultra-modern equipment especially designed for the manufacture of the finest quality instruments. All woods used in this new line of classic guitars are carefully selected by experienced craftsmen. After selection the woods are air dried and then kiln dried for the proper period of time.

Factory experts spent much time with preliminary experimentation in the use of these woods under controlled moisture content and temperature ranging from 20% to 95% humidity at 95° Fahrenheit. The results of these experiments have brought about a technique of manufacture that assures trouble-free, quality construction in all countries of the world.

The moisture content and temperature of the air through-out the new factory are constantly controlled. After assembly all classic guitars to be shipped to dry climate countries are placed in a special room for a period of ten days or more. The humidity and temperature of this room are controlled to match the most extreme conditions of climate. Every instrument must pass this rigid test to be acceptable for shipment.

The finish used in the manufacture of all Yamaha Guitars is a special mixture of lacquer and polyurethane. This special finish has been developed to eliminate the checking or cracking of the finish under all climatic conditions. The beauty of the woods used in each Yamaha Guitar is further enhanced by this durable finish.

When you select a Yamaha Guitar, you select the finest in tone, materials, and quality craftsmanship available in the world.





YAMAHA

GRAND CONCERT CLASSIC MODEL 150

This Yamaha Grand Concert Classic Guitar offers the superb craftsmanship of Yamaha's 79-year experience devoted to the making of the very finest musical instruments. The back and sides are made from the finest selected and matched Rosewood with an inlaid wood marquetry trim. This Rosewood is completely air and kiln dried to assure unfailing quality in the crafting of this fine instrument. The top is made from the finest selected close-grain Spruce. It is a two-piece top finished in a sunset yellow. The Ramirez-style fan bracing used makes this instrument acoustically correct. The neck is made from Mahogany with a matching Rosewood facing on the headpiece. The fingerboard is Rosewood with nineteen nickel silver frets. The bridge is also Rosewood with an ivory decoration. The scale is $25\frac{1}{2}$ ". The soundhole is inlaid with an exquisite, five-color wood marquetry of Spanish motif. The top and back edges have an inlay of black purfling. Nickel silver machine heads have decorative engraving. The finish is hand rubbed to a beautiful satin tone. The balance and clarity of tone of this instrument reflect the careful selection of the finest materials and the skilled craftsmanship that make this model the pride of Yamaha's guarantee of excellence in the manufacture of musical instruments.

Length: $38\frac{3}{4}$ " Width: $14\frac{3}{16}$ "

PRICE: \$ 109.00





YAMAHA

CONCERT CLASSIC

MODEL 120

The expert handcrafting of the finest selected Curly Maple, Spruce and Mahogany makes this Yamaha Concert Classic the choice of guitarists the world over. The back and sides are of perfectly matched, beautifully figured Curly Maple with a rich deep-toned finish. Finest select quality two-piece Spruce top in sunset yellow finish. The neck is Mahogany with a Rosewood fingerboard with nineteen nickel silver frets. Bridge is Rosewood. The soundhole is inlaid with a beautiful wood marquetry of Spanish design. The top and back edges have an inlaid black purfling. The pegs are nickel plated and intricately engraved. This instrument features the Ramirez-style fan bracing. The finish is hand rubbed to a beautiful mirror polish.

Length: $38\frac{5}{8}$ " Width: $14\frac{9}{16}$ "

PRICE: \$ 89.00



YAMAHA

CONCERT CLASSIC

MODEL 100

The advanced guitar student will find the tonal quality and sonority he is looking for in this Yamaha Concert Classic Guitar. The back and sides are made from selected Maple with a polished, brown-tone finish. The two-piece top is pure grain Spruce with a sunset yellow finish. The fingerboard is Rosewood with nineteen nickel silver frets. The bridge is also Rosewood. The soundhole and edge binding are a matched, five-color mosaic inlay. The Torres-style fan bracing is used in this instrument for clarity and richness of tone. This guitar offers the ease of playing usually found in more expensive instruments.

Length: $38\frac{5}{8}$ " Width: $14\frac{9}{16}$ "

PRICE: \$ 79.00



YAMAHA

CONCERT CLASSIC

MODEL 80

This extremely popular Yamaha Concert Classic Guitar features a remarkable acoustical response. The back and sides are made from choice Maple. The select Spruce top is two-piece with a primrose yellow finish. The Rosewood fingerboard has eighteen nickel silver frets. Bridge is Rosewood. The soundhole has a five-color mosaic inlay with a matching edge binding. This guitar has the Torres-style fan bracing, which helps produce a resonant tone over the entire range of the instrument.

Length: $38\frac{3}{8}$ " Width: $14\frac{9}{16}$ "

PRICE: \$69.00



YAMAHA

CONCERT CLASSIC

MODEL 60

This standard Yamaha Concert Classic Guitar is especially designed for the beginning student. The proper adjustment of this instrument enables the student to advance through the ease in playing. The back and sides are made from selected Maple with a glossy, brown-tone finish. The two-piece top is clear-grain Spruce with a primrose yellow finish. The fingerboard and bridge are Rosewood. Soundhole is decorated with a beautiful four-color inlay. The top and back edges have a matching binding. The Torres-style fan bracing assures a truly resonant classic guitar tone.

Length: $38\frac{3}{8}$ " Width: $14\frac{9}{16}$ "

PRICE: \$59.00



YAMAHA

FOLK GUITAR

MODEL FG-110

This Yamaha Folk Guitar is made from the finest select Maple and Spruce. The materials used have been completely air and kiln dried before use in manufacture. The back and sides are Maple. The top is Spruce. A fully adjustable rod is employed to allow for the complete adjustment of the Mahogany neck. Twenty fret fingerboard is of Rosewood with inlaid position markers and side dots. Bridge is made from matching Rosewood. The nickel plated machine heads have decorative plastic buttons. The soundhole and edges of the guitar have matching black and white binding. This guitar is unsurpassed in clarity and quality of tone in this price range.

Length: 40 $\frac{1}{2}$ " Width: 14 $\frac{7}{8}$ "

PRICE: \$ 85. 00



YAMAHA

FOLK GUITAR

MODEL FG-150

This Yamaha Guitar is an outstanding favorite. The rich deep bass and clear singing treble tones are the result of superior design and the use of the finest materials. The slim neck is reinforced with a steel rod to allow easy adjustment of the action for the individual player's requirements. The back and sides are made from select Mahogany with a deep high gloss finish. The top is natural color Spruce. The twenty fret fingerboard is made from Rosewood and has pearl position markers and white side dots. The pin style bridge is also Rosewood. The soundhole is inlaid with a black and white design with a matching edge binding. Chrome plated machine heads, single unit type, are used. This instrument is the choice of every folk guitarist who demands the ultimate in tonal response and ease of playing.

Length: 40" Width: 14"

PRICE: \$ 99. 50

YAMAHA

JUMBO GUITAR

MODEL FG-180

The new Jumbo Guitar is the latest addition to the Yamaha family of fine professional instruments. The large deep body produces a tone of great power and balance. Back and sides are Mahogany finished in a rich deep tone. The top is select natural Spruce. Curved Rosewood fingerboard has twenty frets and seven inlaid position markers. The slim neck has an adjustable steel reinforcing rod to enable the player to completely adjust the action. Pin style Rosewood bridge. The soundhole is inlaid with a decorative design with a matching top edge binding. Individual chrome plated machine heads are used. The Yamaha Jumbo Guitar is also the outstanding choice of Western Style performers.

Length: $41\frac{1}{8}$ " Width: $16\frac{3}{16}$ "

PRICE: \$119.50



YAMAHA

12-STRING FOLK GUITAR

MODEL FG-230

In the newly-designed Yamaha 12-String Guitar you will find the traditional tone quality of the 12-string instrument. The resonant bass, coupled with the melodic quality of the treble, offers the professional performer the perfect instrument. An outstanding appearance results from the use of perfectly matched Mahogany back and sides with a natural Spruce top. Rosewood fingerboard has twenty frets and seven position markers. The pin style bridge is matching Rosewood. The neck is the correct width for easy playing with a fully adjustable rod to insure height adjustment for the individual player. The pegs are individual with chrome plated metal buttons. The Yamaha 12-string Guitar is the choice of outstanding folk song groups the world over.

Length: $42\frac{1}{5}$ " Width: $16\frac{3}{16}$ "

PRICE: \$149.50



SEMI-ACOUSTIC GUITARS

YAMAHA

MODEL SA-50

Crafted especially for professional artists by skilled technicians. Unique fast-action thin neck makes the most difficult passages seem easy to perform.

Subtle nuances in tone color are possible with the simple adjustment of the mike balancer.

Especially developed pick-ups positively eliminate the "residual noise" characteristic often present in semi-acoustic guitars.


Newly designed F-hole baffles (patents pending) completely do away with feed-back or microphonic interferences.

Three control knobs allow for easy, effortless selection of volume and tonal variances.

Available in Sunburst, Cherry Red, Dark Green, Natural.

Price : \$ 289.50

Case only : \$ 49.50



SPECIFICATIONS :

- **FINISH:** High gloss, scratch resistant, polyester finish.
- **BODY:** Double cutaway, highly figured curly maple (sycamore for natural finish) arched top and back, ivoroid edge binding, F-hole design.
- **MACHINE HEADS:** Precision high ratio tuning pegs, shaped metal buttons.
- **NECK:** Fast extra-low action, adjustable truss-rod reinforced maple neck, rosewood fingerboard, pearl inlays, 22-frets.
- **PICK-UPS:** Hum-free, anisotropic ferrite magnet, individually adjustable pole pieces.
- **BRIDGE:** Roller-type, strings individually adjustable in height, forward and backward, entire bridge adjustable for height at either end of saddle.
- **TREMOLO:** Ball bearing, feather-touch action, tremolo arm adjustable for height, arm action and set position.
- **CONTROLS:** Three-position toggle switch, volume control, tone control, mike balancer. The mike balancer enables the player to select the desired tone color and also serves as volume control for the pick-up near the bridge or for the pick-up near the fingerboard, in addition to master volume control.
- **COLOR:** Available in four colors: Sunburst, Natural, Dark Green, Cherry Red.
- **BODY SIZE:** 19" long x 15 $\frac{3}{4}$ " wide x 1 $\frac{3}{4}$ " deep (48 cm long x 40 cm wide x 4 cm deep)
Scale: 24 $\frac{3}{4}$ " (63 cm) Weight: 7 $\frac{1}{2}$ pounds (3.4 kg)


YAMAHA

MODEL SA-30

A truly outstanding thin body acoustic electric guitar for the modern guitarist. The versatile tone quality of this instrument produces greater variations than ever before offered in any instrument in its price range. You must experience the all new mike balancer that allows you to select the tonal effects you wish. The thin, fast action neck is fully adjustable to meet the guitarist's individual action requirements. Exclusive F-hole baffles eliminate the problem of feedback. The "feather touch" tremolo arm is newly designed to insure return to accurate pitch. The guitar is enhanced by three high gloss polyurethane finishes: Sunburst, Cherry Red, Dark Green.

Price: \$ 199.50

Case only: \$ 49.50



YAMAHA


MODEL SA-70

Every bassist will appreciate the fine workmanship and exceptional bass tone quality of the Yamaha Model SA-70 semi-acoustic electric bass. The two anisotropic magnetic pick-ups, operated by the exclusive Yamaha mike balancer, offer a wide range of tone color to the bass instrument. Simply turn the control in one direction and you use that pick-up. Turn the control in the opposite direction and you use the other pick-up. Also a mixture of the pick-ups is possible with any intermediate position of the control. The bridge is adjustable for each individual string and the strings are muted to produce a true string bass sound. High precision machine heads are used. Available in three high gloss finishes: Sunburst, Cherry Red, Dark Green.

Price: \$ 299.50

Case only: \$ 49.50






YAMAHA

MODEL SA-20

The Yamaha Model SA-20 semi-acoustic 12-string electric guitar is an unequalled value. Quality of material and craftsmanship is unsurpassed. The slim maple neck is uniquely designed to offer a fast action and also allow for maximum strength to resist warping. A fully adjustable truss rod is employed. The double cutaway body of figured curly maple has ivoroid trim on the edges and F-holes as well as the edge of the rosewood fingerboard. Bridge is a fully adjustable roller type that allows for individual string adjustment forward and backward or up and down in height. There is a tone and volume control and separate three-position toggle switch. The exclusive Yamaha mike balancer lends additional tone color variations. Available in three polyester finishes: Sunburst, Cherry Red, Dark Green.

Price : \$ 315. 00

Case only : \$ 49. 50



YAMAHA

MODEL AE-11

The Yamaha Model AE-11 is a traditional acoustic electric guitar with the full, deep body style that enhances the rich, resonant tones of the true jazz guitar. The deep single cutaway permits complete freedom in playing the entire range of the fingerboard. This guitar offers the ultimate in craftsmanship from Yamaha's leading technicians. Only the finest figured woods have been selected. An attractive black and white trim is used on the edge of the curved rosewood fingerboard. Decorative position markers also add to the beauty of the instrument. The two high-sensitive pick-ups have separate tone and volume controls and an individual three-position pre-set switch. Tailpiece is inlaid with Brazilian rosewood. Available in two highly polished finishes: Sunburst, Natural.

Price : \$ 399. 50

Case only : \$ 55. 00



YAMAHA AMPLIFIERS


WITH REVOLUTIONARY NATURAL SOUND SPEAKER

- ULTIMATE IN SOUND REPRODUCTION
- NON-DIRECTIONAL, NATURAL SOUND SPEAKER
- NEW CONCEPT IN DESIGN; PORTABILITY
- SOLID STATE PRINTED CIRCUITRY
- BUILT-IN REVERBERATION AND TREMOLO



NEW CONCEPT IN SPEAKER SYSTEM NATURAL SOUND SPEAKER

Yamaha's newly developed 20- $\frac{1}{2}$ " x 15- $\frac{3}{8}$ " (52 cm x 38 cm) non-directional speaker (especially designed for jazz instruments), from deep bass to top treble.



YAMAHA Amplifier Model TA-60

Specifications:
Undistorted 100 Watts Music Power at 4 ohms Speaker Impedance
Acoustic Output: 3000 mW

Two Channels

Ch.1: Volume, Bass, Middle, Treble, Reverberation Control, Tremolo Depth Control, Frequency

Ch.2: Volume, Bass, Middle, Treble, Power Switch

Two YAMAHA NATURAL SOUND SPEAKERS with Yamaha columnar crystal magnet (20- $\frac{1}{2}$ " x 15- $\frac{3}{8}$ " (52 cm x 38 cm))

27 Silicon Transistors, 6 Silicon Diodes

Electric Power Switch has Ground Position

15-foot (4.5 m) Shielded Electric Cord

Remote Control Foot Switches for Reverb and Tremolo

Height: 33- $\frac{1}{2}$ " (85 cm)

Width: 24- $\frac{1}{2}$ " (63 cm)

Depth: 11- $\frac{1}{2}$ " (29 cm)

Weight: 46 pounds (20 kg)

Black leatherette covering

Price: \$ 650.00



YAMAHA Amplifier Model TA-30

Specifications:
Undistorted 50 Watts Music Power at 8 ohms Speaker Impedance
Acoustic Output: 1500 mW

Two Channels

Ch.1: Volume, Bass, Middle, Treble, Reverberation Control, Tremolo Depth Control, Frequency

Ch.2: Volume, Bass, Middle, Treble, Power Switch

One YAMAHA NATURAL SOUND SPEAKER with Yamaha columnar crystal magnet (20- $\frac{1}{2}$ " x 15- $\frac{3}{8}$ " (52 cm x 38 cm))

25 Silicon Transistors, 6 Silicon Diodes

Electric Power Switch has Ground Position

15-foot (4.5 m) Shielded Electric Cord

Remote Control Foot Switches for Reverb and Tremolo

Height: 28" (72 cm)


Width: 22" (56 cm)

Depth: 10" (26 cm)

Weight: 33 pounds (15 kg)

Black leatherette covering

Price: \$ 425.00



SINCE 1887