Google Drive Version for IEP Students &
Paper/Pencil Version for the Rest of the class

Coach's Corner

Canadian Daily Bell Work for Grade 5/6

BUNDLE

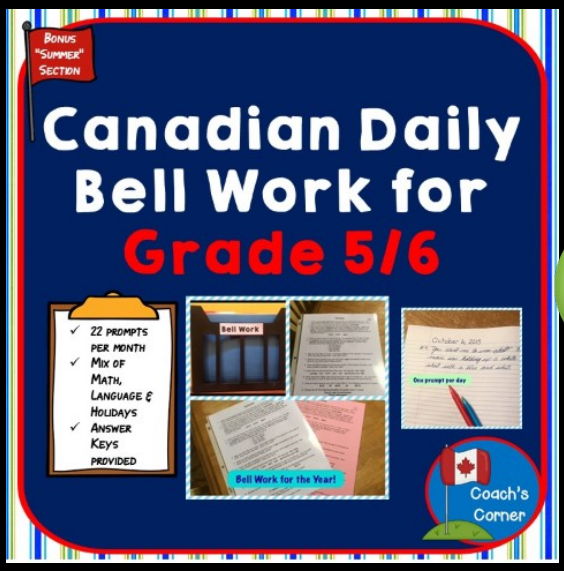

&

Bell Work Teacher Information

- A week or so before school begins, I print out **ALL** the bell work pages for each month, double-siding as I go, making enough for each student plus a few extra, for any new students that may join the class at some point in the year. (I keep the original in a page protector.)
- I put each month's bell work in separate file (I have a file for each month of the school year in my filing cabinet, and anything related to that month, such as field trips, are put in that file.
- The first day of every month I give each student a copy of the current bell work sheet on coloured paper, which is kept folded and placed inside his/her "BELL WORK " notebook.
- While I take care of attendance, milk money, etc., the students begin to answer that day's question in their notebooks. Each prompt is answered on a separate page, with the date and prompt number (ie. #14) at the top of the page.
- After I have finished getting everything in order, we take up that day's bell work. At the end of the month students are welcome to bring their sheets home to share with a parent, or put in our scrap paper bin.
- These questions are a mix of creative and academic tasks, with some questions adapted from state and provincial tests.
- This is the Canadian version with appropriate spellings and measurement units. I also have an American version!
- Copyright © 2016 by Coach's Corner

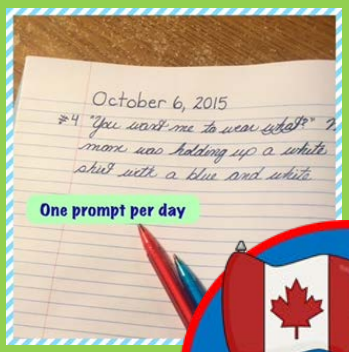

KEEP YOUR BELL WORK ORGANIZED IN MONTHLY FILES TO MAKE THEM EASY TO ACCESS!

Coach's Corner

Copyright 2016 by Coach's Corner

GOOGLE DRIVE VERSION

During the 2016-2017 school year I taught Grade 5/6, and found myself with the challenge of a significant number of students who required assistive technology to complete their work. They used laptops, Chromebooks, and iPads, and I had to start putting their assignments in Google Drive for them to access.

Since I have used my bell work program for years, I began to adapt it using Google Slides. The bell work questions in this resource are at a Grade 5/6 level, and contain exactly the same questions as my regular bell work. Instead of working in a notebook, students with assistive technology do the same work on their devices. I have arranged it so there is just one question on each slide.

If you have any questions about this resource, please email me at

"coachsteachingcorner@gmail.com"

September

1. Write one paragraph about your favourite day of school from last year. Tell about events in the order they happened, and why you enjoyed the day so much.
2. Make as many words as you can using the letters in "**responsible.**"
3. Many words have multiple (more than one) meanings. For example: "**brush**" can mean "Tony needs to **brush** his hair." (used as a verb), or "Sophie bought a new **brush** at the store" (used as a noun). Write two sentences for each of the following words, making sure to use each word as a noun in one sentence and as a verb in the other.

   shout colour signal

4. Write as many names for 45 as you can. For example: 15 X 3, 4 tens + 5 ones, ...
5. To **compare** two things means to describe how they are the same, while to **contrast** two items means to tell how they are different. Compare <u>and</u> contrast one of the following pairs of items:
   - any two sports
   - any two adults
   - boys and girls
   - dogs and cats
6. Mike and Tara hike to a pond. They begin walking at 9:45, and get to the pond at 10:35. How long did they hike? Show your work!
7. Write as many words as you can that have "**ough**" somewhere in each word. What do you notice about these words?
8. There are 1382 students at a brand new school. 649 students are boys. How many students are girls? Show your work.
9. Make these words plural (more than one): For example: **kite: kites**

   package inch tooth zero leaf die (the kind you roll!)

10. Write directions telling a new classmate how to get to the library. You may want to also draw a map to help the new student understand the school better.
11. Draw as many ways as you can to show ONE of the following amounts of money:

    $2.25 OR $16.90 OR $152.75

12. Choose one of the following **proverbs** and explains what it means:

    The pot calls the kettle black.
    Haste makes waste.
    It takes a village to raise a child.

13. Think about a book that you have read in the past year. Write a paragraph to convince your teacher to read this book to the class.

Copyright 2016 by Coach's Corner

14. Kelsey wrote the following number pattern. Copy and finish the pattern, and then explain how you got your answer:

100, 101, 96, 97, 92, 93, 88, 89, ____, _____, ____

15. An **interrogative** sentence asks a question, and ends in a question mark. For example: **"What time does the movie start?"** Create 4 interrogative sentences that you would use at school.

16. The school secretary can type 274 words in 2 minutes. How many words does she type in just 1 minute? In 3 minutes? Show your work.

17. The word **season** has two different meanings. Write a sentence using the word both ways. Use a dictionary if you need help!

18. A **procedure** is a series of steps needed to complete a task. When writing a procedure, it is important to include a goal, materials, and the steps written in the correct order. Write a procedure about one of the following topics:
    - How to make your favourite sandwich.
    - What to do when the fire alarm goes off at school.
    - How to train your dog.

19. Draw two different spinners that are less likely to land on yellow than blue or red.

20. If you could break one of the Guinness World Book of Records, what record would it be? Why?

21. Solve for **n** in the following equations:
    - $n + 9 = 15$
    - $30 = n + 8$
    - $14 = 2 \times n$
    - $15 \div 3 = 2 + n$
    - $n + 7 = 20 - 4$

22. Write a paragraph that begins with these words: **This year I want to learn....**



Copyright 2016 by Coach's Corner

September Answer Key



Note: OE means "Open-Ended" answer.

1. OE, but using Recount features, such as:
   - Events written in chronological order
   - Told in 1st or 3rd person
   - Written in past tense
   - Uses sequencing words such as first, then, next, finally
   - Ends with a personal reflection about the event
2. OE
3. OE
4. For example: 46 - 1, 9 X 5, 100 - 55, etc.
5. OE
6. For example: 9:45 to 10:00 is 15 minutes, and 10:00 to 10:35 is 35 minutes, so 15 + 35 = 50 minutes.
7. For example: thought, tough, dough, cough, bough, bought, fought, enough, ought, thorough
8. 1382 - 649 = 733
9. Packages, inches, teeth, zeroes, leaves, dice
10. OE, but using Procedure feature such as,
    - A goal
    - Materials list (if applicable)
    - Numbered or bulleted steps OR sequencing words such as "First, then,....
    - Action words beginning each step
11. For example: $2.25 = 2 loonies and 25 pennies OR 1 toonie and 5 quarters..
12. A) A person is guilty of what they accuse another person of. B) Acting too quickly may actually slow things down. C) It takes many people besides parents to help a child grow up properly.
13. OE
14. 100, 101, 96, 97, 92, 93, 88, 89, **84, 85, 80** (Pattern Rule: Add 1, subtract 5)

Copyright 2016 by Coach's Corner

15. OE

16. 274 ÷ 2 = 137, so 137 words per minute. 3 Minutes: 137 + 137 + 137 = 411 OR 137 X 3 = 411, so 411 words in 3 minutes.

17. For example: My mom likes to **season** our cocoa with cinnamon during the holiday **season**.

18. OE, but includes Procedure Writing features, such as:
    - A goal
    - Materials list (if applicable)
    - Numbered or bulleted steps OR sequencing words such as "First, then,....
    - Action words beginning each step

19. OE

20. OE

21. **6** + 9 = 15, 30 = **22** + 8, 14 = 2 X **7**, 15 ÷ 3 = 2 + **3**, **9** + 7 = 20 - 4

22. OE

Copyright 2016 by Coach's Corner

- 22-23 prompts per month
- Sept – June, Plus bonus "Summer" Section

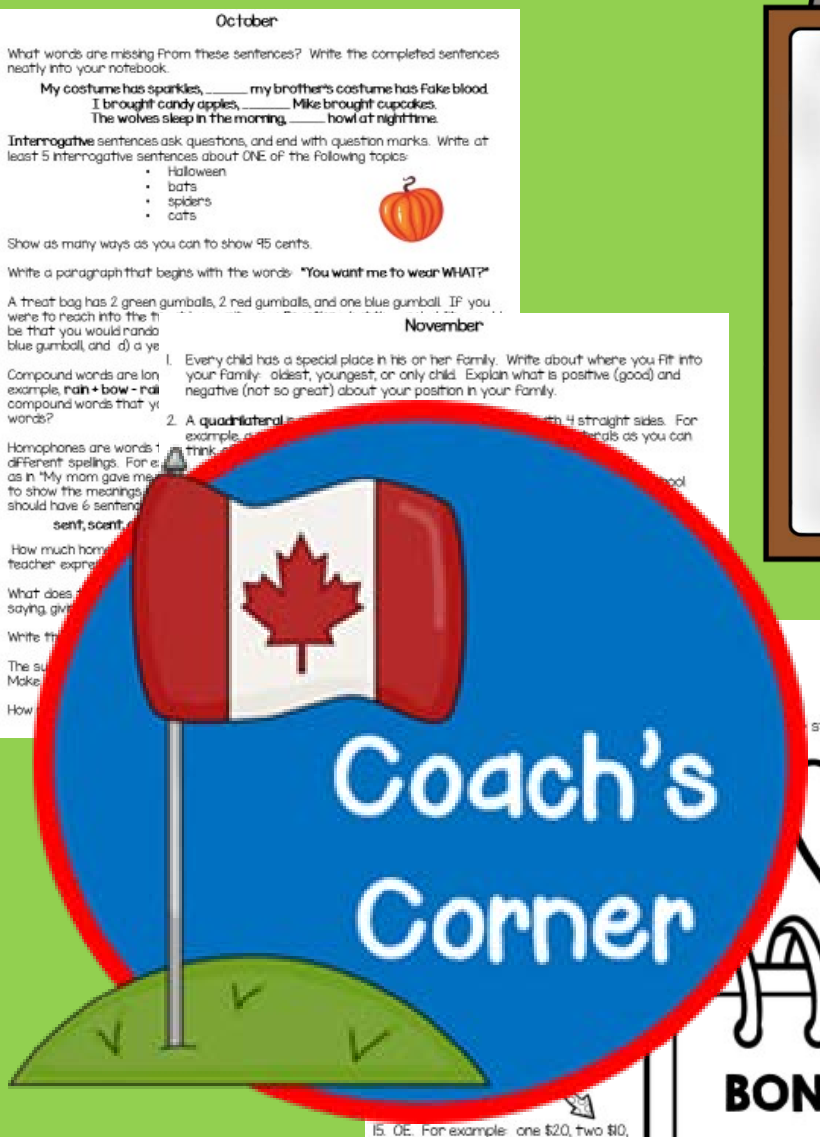

BONUS "Summer" Section

Perhaps you teach in a "Year-Round" school, or are involved in summer school programming. Enjoy this bonus section with prompts to dip into throughout the summer!

Mix of Language & Math skills

Spelling

8. **Abbreviations** are the short form of some words. For example, **Dr.** is the abbreviation for **Doctor**, when it begins a specific doctor's name. Write the words below and put the proper abbreviation beside each word.

United States	Mister	television	road	centimetre
Junior	February	street	metre	northeast

Media Literacy

13. Movie posters are made to advertise movies in a way that makes people want to see the movie. They usually include the title of the movie, the date the movie will start playing in theatres, the names of the main actors, pictures of the main characters and the setting that is important to the plot. Think about a book you have read recently and then sketch a movie poster for the book.

Geometry

22. Choose one of the following shapes. Name it and list as many things as you can that tell about the shape.

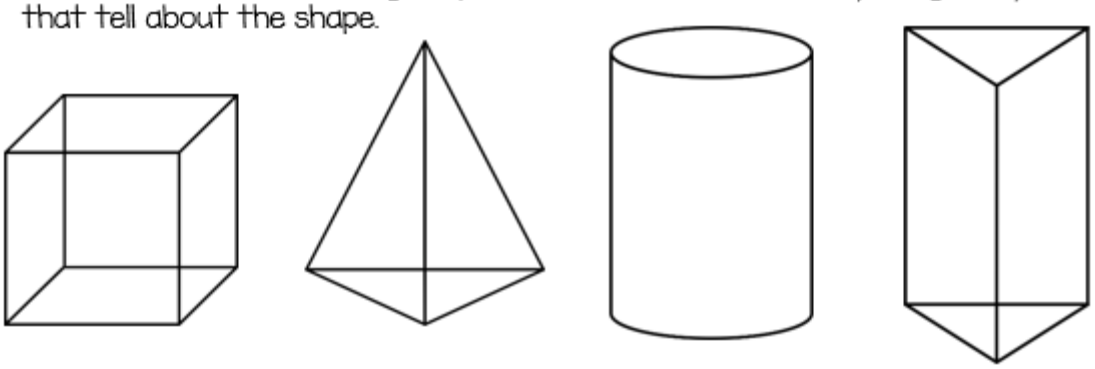

Grammar

10. An **imperative** sentence usually gives a direct command to someone, and ends with a period. For example: **"Eat all your vegetables."** Write at least 4 imperative sentences that a parent might say.

Patterning & Algebra

13. Steve creates the following number pattern: **1024, 512, 256,** ..... Erin creates a different number pattern: **111, 99, 87**.... Which pattern will be the first to reach a term smaller than 10? Show your work.

Probability

1. A student tossed a penny 60 times, and the coin landed on **heads** 26 times, and on **tails** 34 times. According to these results, what is the probability of the coin landing on heads or tails, shown as a fraction?

What You Need to Get Started
GOOGLE DRIVE VERSION

If you have not yet created a free Google account, you will need to do that before introducing this bell work resource. Each student will ALSO need his/her own account to use this resource.

I have created a separate Google Slides file for each month of the school year, plus a bonus "Summer" file for schools that may in session at that time. At the beginning of each month, you will need to make a copy of that month's file for each student who will be using it! \

Let's try the month of September!!

TRY OUT SEPTEMBER'S BELL WORK FOR FREE!

1. Click the link for September's bell work: https://docs.google.com/presentation/d/15OhqoNtu9a5J3aZRj3EMybUN8o2hwbXd4s-ORW12Y5s/copy

2. Click "Make a Copy" Consider this to be your **master** copy. Do NOT edit it.

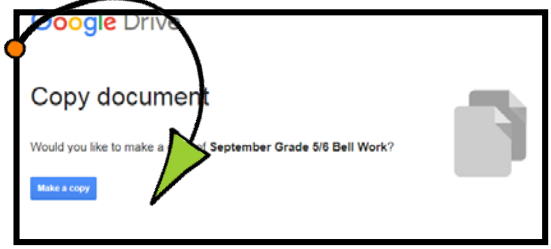

3. Make a copy of the master. This will be the copy you share with students. You may want to check out this very short video if you need help! Click on this image:

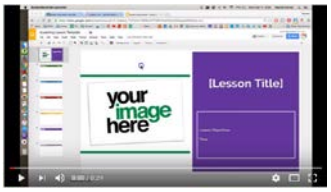

4. Create a shareable link for your students. This link will ask them to make their OWN copy of the file, so they don't work on your copy. Check this video on how to force a copy! From experience, I have found that as long as I delete everything from "edit" on, and then simply write "copy" at the end of the url, this work fine. (This will make more sense after you've watched the video.

5. Share this link with any students who will be working with this document! I have my students rename the file with their own name. For example, "**Katie – September Bell Work"**

1. Use a ruler to draw a line segment of any length. Label the line segment to show 0%, 25%, 50%, 75% and 100%.

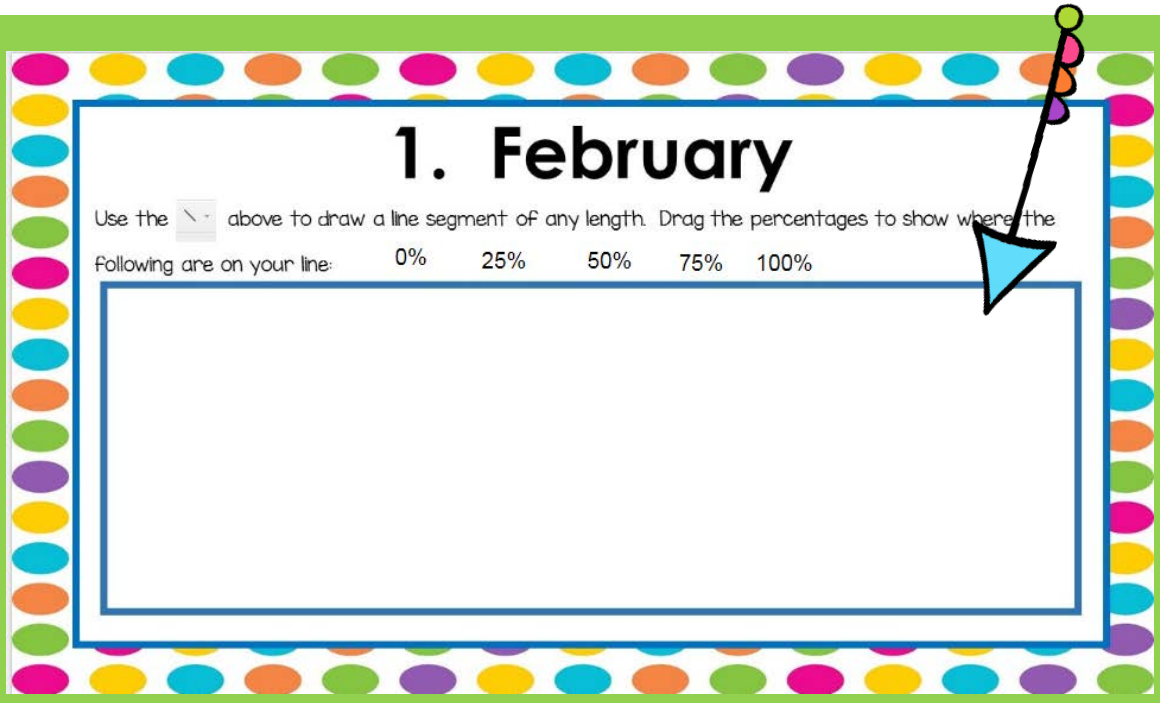

Same questions! Students using devices simply insert text. They can use Read & Write with Google to dictate their answers, or use their word predictor feature.

19. **Antonyms** are words that mean the opposite of each other. For example: hot and cold. Find antonyms for the following words:

inhale absent forget foolish simple receive calm

Links for Grade 5/6
Monthly Google Slides Bell Work

I like to assign my bell work on a monthly basis; on the first day of each month I would share that month's link to the students who will be working with it. You will need to make a copy of each month's work for your own use. (See What You Need to Get Started.)

Month	Link
September	https://docs.google.com/presentation/d/15OhqoNtu9a5J3aZRj3EMybUN8o2hwbXd4s-ORW12Y5s/copy
October	https://docs.goo… n/d/1NFC0SJC6vt McG…
November	http… X4qg 46Zv…
December	http… wzuU mllM…
January	http… Qoii1 q8Th…
February	http… AtRQ VGu…
March	http… 6AfNK UGt…
April	http… ZMGL HRs…
May	http… Ll1eE wTQ…
June	http… BcfD p18…
Summer	http… x7TW Ucx…



Punctuation

Grammar

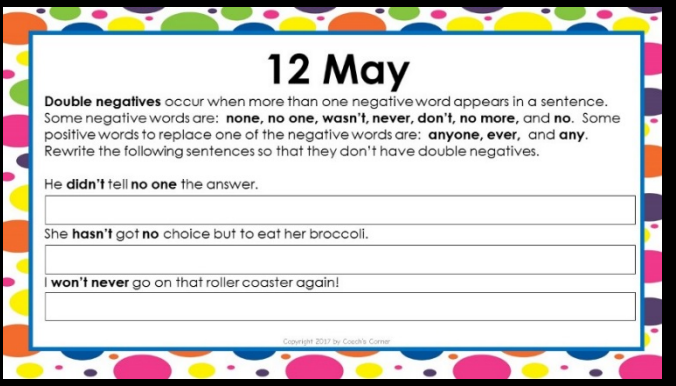

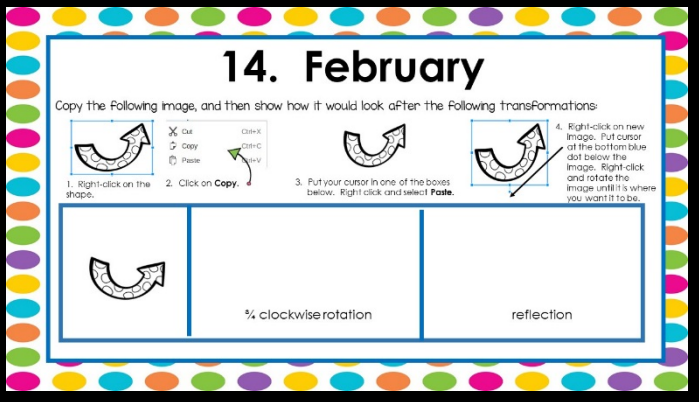

Geometry

Number Sense

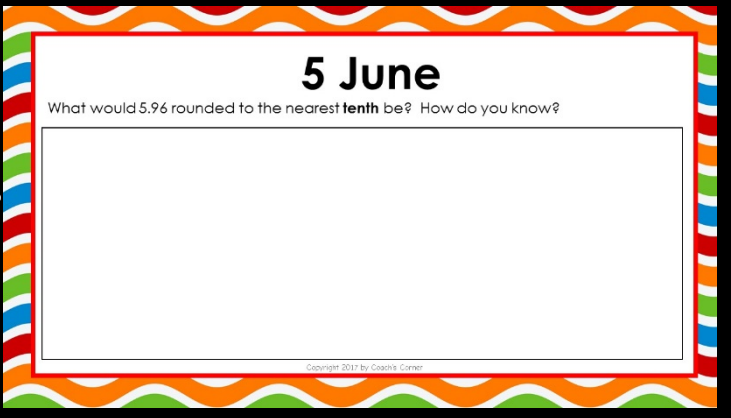

Social Studies

Writing

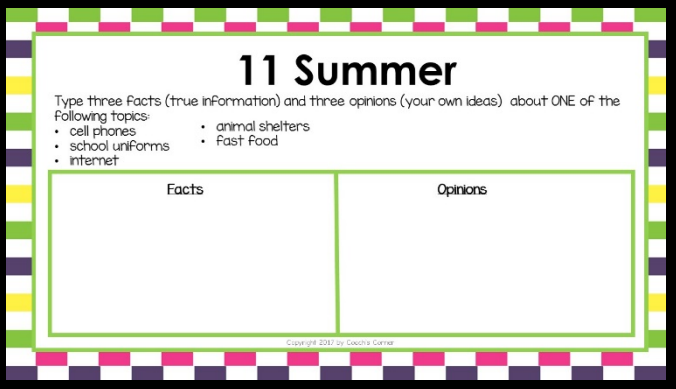

And Much More....

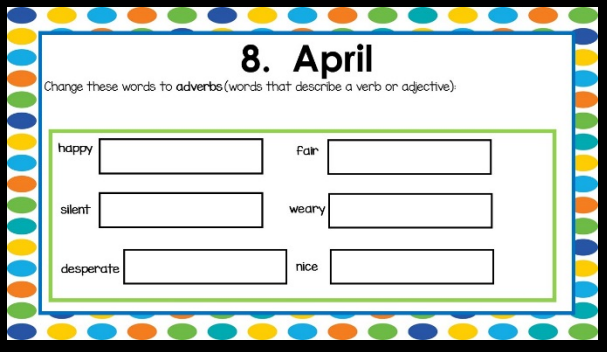

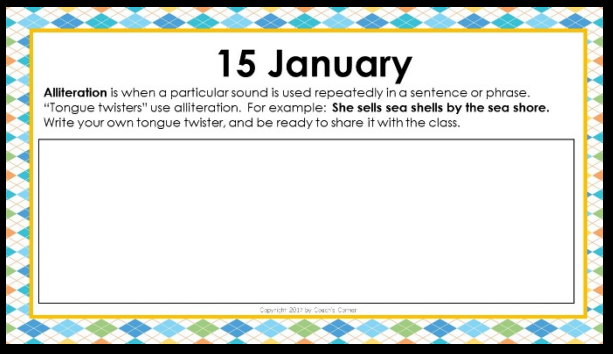

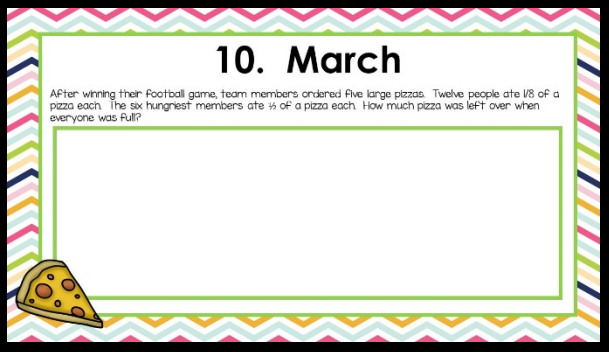

Thanks for previewing or purchasing this Bell Work product. You may be interested in these other products from our Coach's Corner Store on TPT:











Credits: