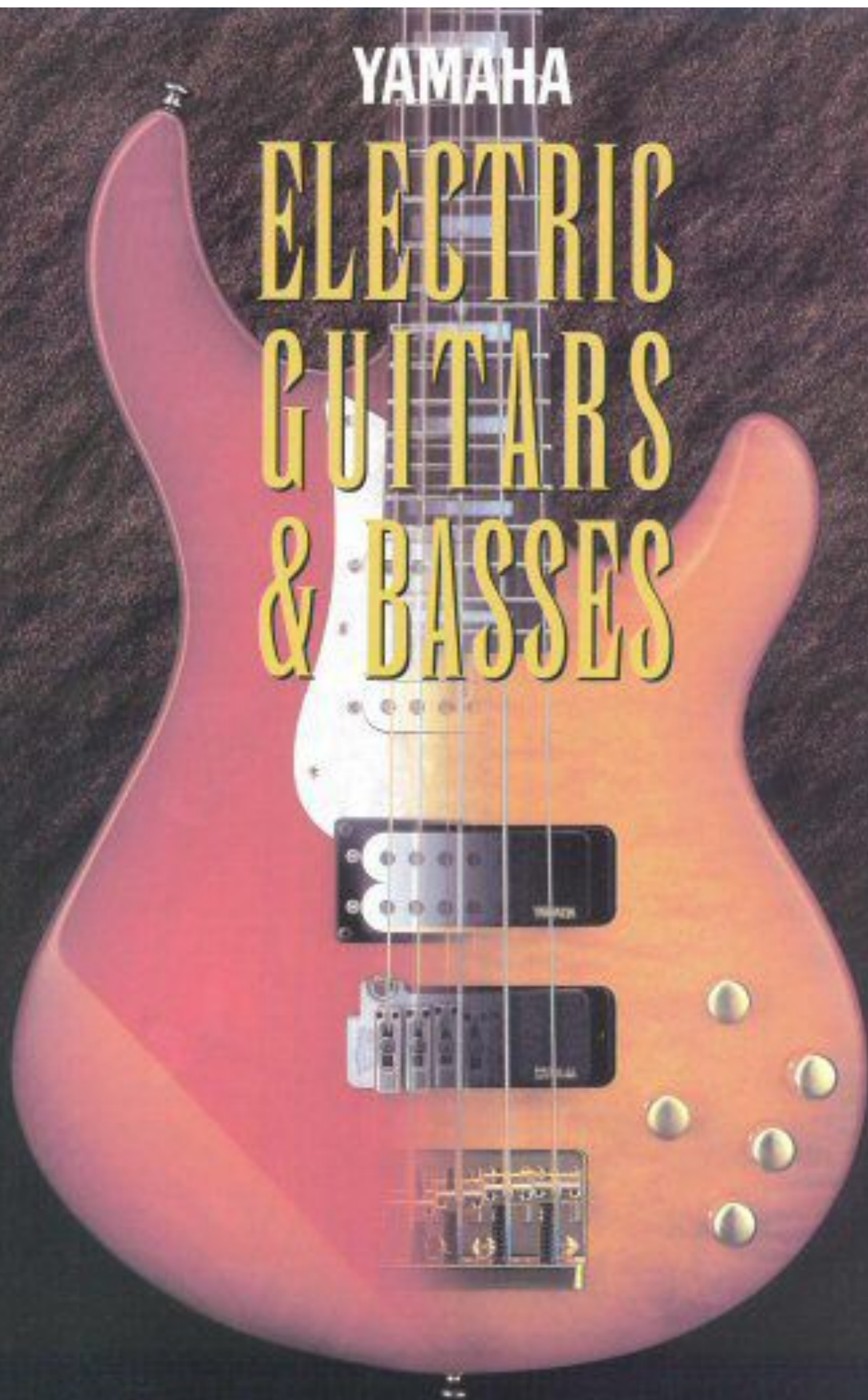



YAMAHA

ELECTRIC  
GUITARS  
& BASSES







*Michael Lee Firkins*



*Abraham Laboriel*



*Billy Sheehan  
(MR. BIG)*




*Bill Leverly  
(Firehouse)*



*Kevin Dukes  
(Jackson Browne)*



*Bireli Lagrane*



*Rik Emmett*




*John Patitucci*



*Verdine White  
(E, W & F)*



*Perry Richardson  
(Firehouse)*




*Ernie Isley*




*Marc Bonilla*



*Mike Stern*



*Ricardo Silveira*



*Oscar Cartaya*



# SEEKING OUT THE BEST


Trying to stay ahead of trends is difficult to do, but having some of the greatest trend setters around you, makes things a little easier. Yamaha is constantly seeking out, and seriously listening to, some of the heaviest talent around. Its not just their music we want to hear, but their ideas and opinions on the way guitars are made or should be made. Its their innovative ideas and fiery imagination that gets our craftsmen excited about making great instruments. Try out a Yamaha electric guitar or bass and catch some of that excitement for yourself.




*Carlos Rios  
with Pacifica*



*Barry Finnerty*



*Martin Taylor*



*Nathan East*



*Craig Goldy*



*Sheldon Reynolds  
(E, W & F)*

## SG1996

Thirty years ago, a classic was born. And for just as many years, artists from all over the world have come to love and respect Yamaha's SG series. In celebration of this event, Yamaha has crafted a special 30 year anniversary model based on the legendary SG1000.

An arched figured maple top and mahogany back with an ebony fingerboard is complemented with a mahogany set-in neck, newly designed pickups, gold hardware, see through finishes, and a special hard case. Classic beauty brought up to date.



### SG1996 SPECIFICATIONS


MODEL	SG1996
CONSTRUCTION	Selma
SCALE LENGTH	24 3/4" (628mm)
FINGERBOARD	Ebony
RADIUS	12-3/4" (326mm)
FRETS	22
BODY	Arched Figured Maple/Walnut/Maple
PICKUPS	Humbucker & 2 (Alnico V)
PICKUP SWITCH	3-Position
CONTROLS	Front-Rear Volume, Front-Rear Tone
COIL SPLIT	Yes
COLORS	Red Sunburst





# PACIFICA

The Pacifica line can be described as nothing less than exciting to play. The latest technology, packed into time tested fundamental designs, creates a guitar with solid tone and smooth playability. New to the lineup is a 12-string model that both looks and sounds sharp. The Pacifica series is just the guitar to drive you and your music to success.




**904**

Old Violin Sunburst




**312**

Charcoal Grey



**303-12**

Faded Blue



**604W**

Cherry Red Sunburst



#### • Warmouth Neck & Sperzel Locking Pegs

The Pacifica 604 and 904 both feature top-quality Sperzel locking tuning machines for precise and reliable tuning. The 904 additionally features an American-made Warmouth neck for clean, comfortable fingering. The neck also has a relatively thick heel for solid, full bodied sound.



#### • "Vintage Custom" Tremolo (904) Wilkinson VS100 Tremolo (604W)

The "Vintage Custom" tremolo system is a highly refined version of the traditional type tremolo featuring a two-point fulcrum. The Pacifica 904's tremolo is cast from solid steel for a refined sound with improved stability. The tremolo featured on the Pacifica 604W is a Wilkinson VS100 tremolo system.



# Michael Lee Firkins



**102S**  
Brown Satin




**112**  
Natural Satin


\* Pacifica 112L: Left Handed Model Available



**112M**  
Black



**302S**  
Faded Blue



**120SD**  
Black

## PACIFICA SPECIFICATIONS

MODEL	PACIFICA 004	PACIFICA 004W	PACIFICA 312	PACIFICA 300-02
CONSTRUCTION	Bolt-on	Bolt-on	Bolt-on	Bolt-on
SCALE LENGTH	25-1/2" (648mm)	25-1/2" (648mm)	25-1/2" (648mm)	25-1/2" (648mm)
FINGERBOARD	Rosewood	Rosewood	Rosewood	Rosewood
RADIUS	Compound, 9-1/4" (240mm) - 15-3/4" (400mm)	13-3/4" (350mm)	13-3/4" (350mm)	13-3/4" (350mm)
FRETS	22 (JMI Dura-Tone® 16100)	22	22	22
BODY	Light Ash top/Alder back	Alder	Alder	Alder
VIBRATO SYSTEM	Vintage Custom	Wilkinson VC-100	Vintage	12-point adjustable
PICKUPS	Single Coil - 2 (Alnico V), Humbucker - 1 (Alnico V)	Single Coil - 2 (Alnico V), Humbucker - 1 (Alnico V)	Single Coil - 2, Humbucker - 1	Single Coil - 2
PICKUP SWITCH	4-Pos. 5-Position	4-Pos. 5-Position	5-Position	3-Position
CONTROLS	Master Volume, Master Tone	Master Volume, Master Tone	Master Volume, Master Tone	Master Volume, Master Tone
COIL SPLIT	Push-push SW. on Tone pot	Push-push SW. on Tone pot	No	No
COLORS	Faded Red, Old Violin Sunburst, Faded Burst	Black, Cherry Red Sunburst, Translucent Blue	Faded Blue, Cherry Red Sunburst, Charcoal Gray	Cherry Red Sunburst, Faded Blue

MODEL	PACIFICA 11210L	PACIFICA 112M	PACIFICA 102M	PACIFICA 120SD	PACIFICA 102S
CONSTRUCTION	Bolt-on	Bolt-on	Bolt-on	Bolt-on	Bolt-on
SCALE LENGTH	25-1/2" (648mm)	25-1/2" (648mm)	25-1/2" (648mm)	25-1/2" (648mm)	25-1/2" (648mm)
FINGERBOARD	Rosewood	Maple	Rosewood	Rosewood	Rosewood
RADIUS	13-3/4" (350mm)	13-3/4" (350mm)	13-3/4" (350mm)	13-3/4" (350mm)	13-3/4" (350mm)
FRETS	22	22	22	22	22
BODY	Alder	Alder	Alder	Alder	Alder
VIBRATO SYSTEM	Vintage	Vintage	Non-Vibrato	Non-Vibrato	Non-Vibrato
PICKUPS	Single Coil - 2, Humbucker - 1	Single Coil - 2, Humbucker - 1	Single Coil - 2	Humbucker - 2	Single Coil - 2
PICKUP SWITCH	5-Position	4-Position	3-Position	3-Position	3-Position
CONTROLS	Master Volume, Master Tone	Master Volume, Master Tone	Master Volume, Master Tone	Master Volume, Master Tone	Master Volume, Master Tone
COIL SPLIT	No	No	No	No	No
COLORS	Brown Satin (112 only), Natural Satin, Black	Brown Satin, Natural Satin, Black	Faded Blue, Cherry Red Sunburst, Charcoal Gray	Natural Satin, Black	Brown Satin, Natural Satin, Black




# RGX

Rock musicians like Yamaha's RGX series for its contemporary styling and smooth-operating low profile hardware. It shines

when it comes to fast finger work and provides the solid tone and power that rock players demand. The RGX series, unbeatable in its field.



**821D**  
Faded Blue




**821DMR**  
Antique Sunburst




**621D**

Antique Sunburst Satin



**621DM**

Aqua



• **Scalloped Fingerboard (#800/#600)**

The fingerboard is scalloped in the high range — from the 20th to 24th frets — below the top three strings, facilitating fast, accurate high-end fingering and advanced playing techniques.

• **Direct-mount Pickups**

Instead of being mounted to a pickguard, the RGX pickups are directly mounted to the guitar's body. In addition to being in line with current fashion, direct-mount pickups help to achieve a tight, solid sound with crisp attack.





**421D**  
Natural Satin




**421DM**  
Blue Metallic

\*RGX421DL: Left Handed Model Available



**121D**  
Natural Satin



**121DM**  
Black



**120D**  
Vintage Red

**RGX SPECIFICATIONS**

MODEL	RGX 421D	RGX 421DM	RGX 421DL	RGX 421DM
CONSTRUCTION	Bolt-on	Bolt-on	Bolt-on	Bolt-on
SCALE LENGTH	25-1/2" (649mm)	25-1/2" (649mm)	25-1/2" (649mm)	25-1/2" (649mm)
FINGERBOARD	Rosewood	Maple	Rosewood	Maple
RADIUS	12-3/4" (325mm)	12-3/4" (325mm)	12-3/4" (325mm)	12-3/4" (325mm)
FRETS	24	24	24	24
BODY	Alder, laminated figured maple top & back	Alder/laminated figured maple top & back	Alder	Alder
VIBRATO SYSTEM	TDS-Pro	TDS-Pro	TDS-Pro	TDS-Pro
PICKUPS	Humbucking x 2, H, S & A, Alnico V, Single Coil x 1, S, S & A, Alnico V	Humbucking x 2, H, S & A, Alnico V, Single Coil x 1, H, S & A, Alnico V	Humbucking x 2, Single Coil x 1 (Alnico V)	Humbucking x 2, Single Coil x 1 (Alnico V)
PICKUP SWITCH	5 Position	5 Position	5 Position	5 Position
CONTROLS	Master Volume, Master Tone	Master Volume, Master Tone	Master Volume, Master Tone	Master Volume, Master Tone
COIL SPLIT	By Pickup Selector	By Pickup Selector	By Pickup Selector	By Pickup Selector
COLORS	Forest Green, Antique Silverburst, Black Pearl	Forest Blue, Antique Silverburst, Black Pearl	Vintage Red, Natural Satin, Black Pearl	Black, Indigo, Vintage Silverburst Satin, Black

MODEL	RGX 421D/421DL	RGX 421DM	RGX 421DL	RGX 121DM	RGX 120D
CONSTRUCTION	Bolt-on	Bolt-on	Bolt-on	Bolt-on	Bolt-on
SCALE LENGTH	24-3/4" (628mm)	25-1/2" (649mm)	25-1/2" (649mm)	25-1/2" (649mm)	25-1/2" (649mm)
FINGERBOARD	Rosewood	Maple	Rosewood	Maple	Rosewood
RADIUS	12-3/4" (325mm)	12-3/4" (325mm)	12-3/4" (325mm)	12-3/4" (325mm)	12-3/4" (325mm)
FRETS	24	24	24	24	24
BODY	Alder	Alder	Alder	Alder	Alder
VIBRATO SYSTEM	TDS-Pro	TDS-Pro	Vintage	Vintage	Vintage
PICKUPS	Humbucking x 2, Single Coil x 1	Humbucking x 2, Single Coil x 1	Humbucking x 2, Single Coil x 1	Humbucking x 2, Single Coil x 1	Humbucking x 2
PICKUP SWITCH	5 Position	5 Position	5 Position	5 Position	5 Position
CONTROLS	Master Volume, Master Tone	Master Volume, Master Tone	Master Volume, Master Tone	Master Volume, Master Tone	Master Volume, Master Tone
COIL SPLIT	By Pickup Selector	By Pickup Selector	No	No	No
COLORS	Green, Red, Silverburst (421D only), Natural Satin, Black Pearl	Aqua, Blue Metallic, Old Violet Sunburst, Black Pearl	Vintage Red, Natural Satin, Black	Black, Indigo, Vintage Silverburst Satin, Black	Vintage Red, White, Black

Licensed under Floyd Rose Pat.



# AEX/AES/SA

Yamaha's AEX 1500 offers a unique approach to acoustic guitar sound. A bridge mounted piezo pickup in combination with a floating humbucker, brings the two worlds of acoustic and electric together in a combination that offers fresh colors to the musicians tonal palette. The AES 1500 produces full bodied, classic Rock & Roll tone with up-to-date technology and manufacturing. The semi-hollow bodied SA 2200 and AE 1200S both feature Alnico pickups and individual coil splitters that provide added tonal versatility.

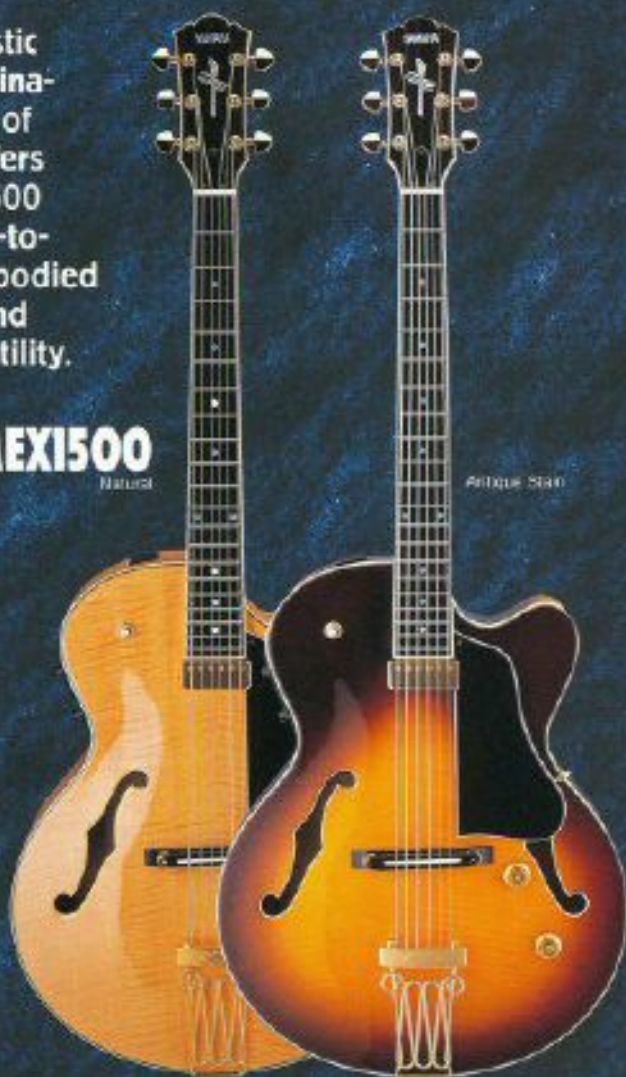


**AEX1500**  
Orange Stain

**SA2200**  
Violin Sunburst

**AEX1500**  
Natural

Antique Stain



**AEX Piezo Pickup**  
Mounted in the bone and ebony bridge, the Piezo pickup delivers full crisp acoustic sound. Highly responsive, even the subtlest picking and attack nuances will be reproduced accurately.



**AEX Floating Humbucker Pickup**  
The Mini Humbucker produces a warm and expressive sound that is full of range and depth. A floating mount is used to allow the top of the guitar to vibrate freely insuring excellent acoustic sound.

**AEX Controls**  
Pickup selection is made possible by a 3-way selector. Separate controls for the pickups consist of a 3 band linear EQ with variable end range

(400Hz-2kHz) for the piezo pickup and a tone control for the humbucker. The 3-band EQ controls allow extensive tone control of the piezo pickup right at the playing position. There is also a MIX control which permits balance of the two pickups creating a broad range of sonic possibilities.



**AEX Body Design**  
The superb sound of the AEX1500 comes from the use of acoustic guitar design throughout the body. Easier to hold and play, the slightly smaller design produces a full acoustic sound of unbelievable quality.


## AES/SA/AE SPECIFICATIONS

MODEL	AEX 1500	AES 1500	SA 2200
CONSTRUCTION	Solid	Solid	Solid
SCALE LENGTH	25-1/2" (649mm)	25-1/2" (649mm)	25-3/4" (655mm)
FINGERBOARD	Ebony	Rosewood	Ebony
RADIUS	12-3/4" (324mm)	12-3/4" (324mm)	12-3/4" (324mm)
FRETTS	20	20	20
BODY	Laminated Figured Maple	Laminated Figured Maple	Laminated Figured Maple
BRIDGE	Roll-Off Bridge	Roll-Off Bridge	Roll-Off Bridge
PICKUPS	Mini Humbucker + Piezo Pickup on bridge	Alnico Pickups by Diamond, Humbucking x 2	Humbucking x 2 (Alnico V)
PICKUP SWITCH	3 Position	3 Position	3 Position
CONTROLS	Master Volume, Humbucker Tone, Piezo EQ	Front/Rear Volume, Front/Rear Tone	Front/Rear Volume, Front/Rear Tone
COIL SPLIT	No	Push-pull SW. at Tone pot	Push-pull SW. at Tone pot
COLORS	Antique Stain, Faded Burst, Natural	Orange Stain, Pearl Snow White	Violin Sunburst, Brown Sunburst



# ATTITUDE


Designed and developed in the U.S.A, the Attitude line was created in response to the specific needs of today's most progressive players. Bass virtuoso Billy Sheehan and the Yamaha design team combined their special talents in the design of the Limited II. Its advanced features and superior performance are reflected throughout the entire line.



**Billy Sheehan**

## Limited II

Sea Foam Green



Black



• **Stereo Outputs (Limited II)**  
Limited II features separate front and rear pickup outputs, allowing individual processing of the sound from each pickup. Single-output mono operation can be selected via the push-push switch on volume pot.



## Special

Black



• **Scalloped Fingerboard (Limited II)**



• **"D" Tuner (Limited II)**  
The Hipshot™ tuner produces a preset pitch drop (from "E" to "D") at the flick of a lever, instantly and accurately extending the lower range for extra performance versatility.

### ATTITUDE SPECIFICATIONS

MODEL	Attitude Limited II	Attitude Special
CONSTRUCTION	Body: 601 (60)	Body: 601 (60)
SCALE LENGTH	34" (863.5mm)	34" (863.5mm)
FINGERBOARD	Maple	Maple
RADIUS	11" (279mm)	10" (254mm)
Frets	21	21
Neck	Maple	Maple
Bridge	Locking Bridge	Die-cast
PICKUPS	Differential W/Power™ Pickup x 2	Wah-wah, 1, Single Coil x 1
CONTROLS	Front Volume, Front Tone, Rear Volume, Rear High Cut SW	Front Volume, Front Tone, Rear Volume
COLORS	Sea Foam Green, Black	Thunder Blue, Ras Polar Green, Lightning Red, Black



# BB

Long the backbone of Yamaha's electric bass lineup, the BB-series has evolved into a highly refined instrument through years of

artist feedback and improvement. Today's BB-series incorporates the most advanced technology available with features designed to meet the complex needs of contemporary artists.

## Nathan East Model

Amber Burst




- **Stack Single Coil Pickup (1500A)**


The BB models feature advanced passive bar magnet pickups that deliver powerful, rich, well-balanced sound throughout the instrument's range.

- **Active 5-Control System (NE/1500A)**

The active control system featuring 3-band EQ gives the BB-series basses tremendous tonal versatility. The midrange EQ control is a presettable 3-position switch for fast, repeatable settings.







**N4**

Brown Satin



**1500A**

Wine Red



**350**

Natural Satin



**350F**

Black

**BB SPECIFICATIONS**

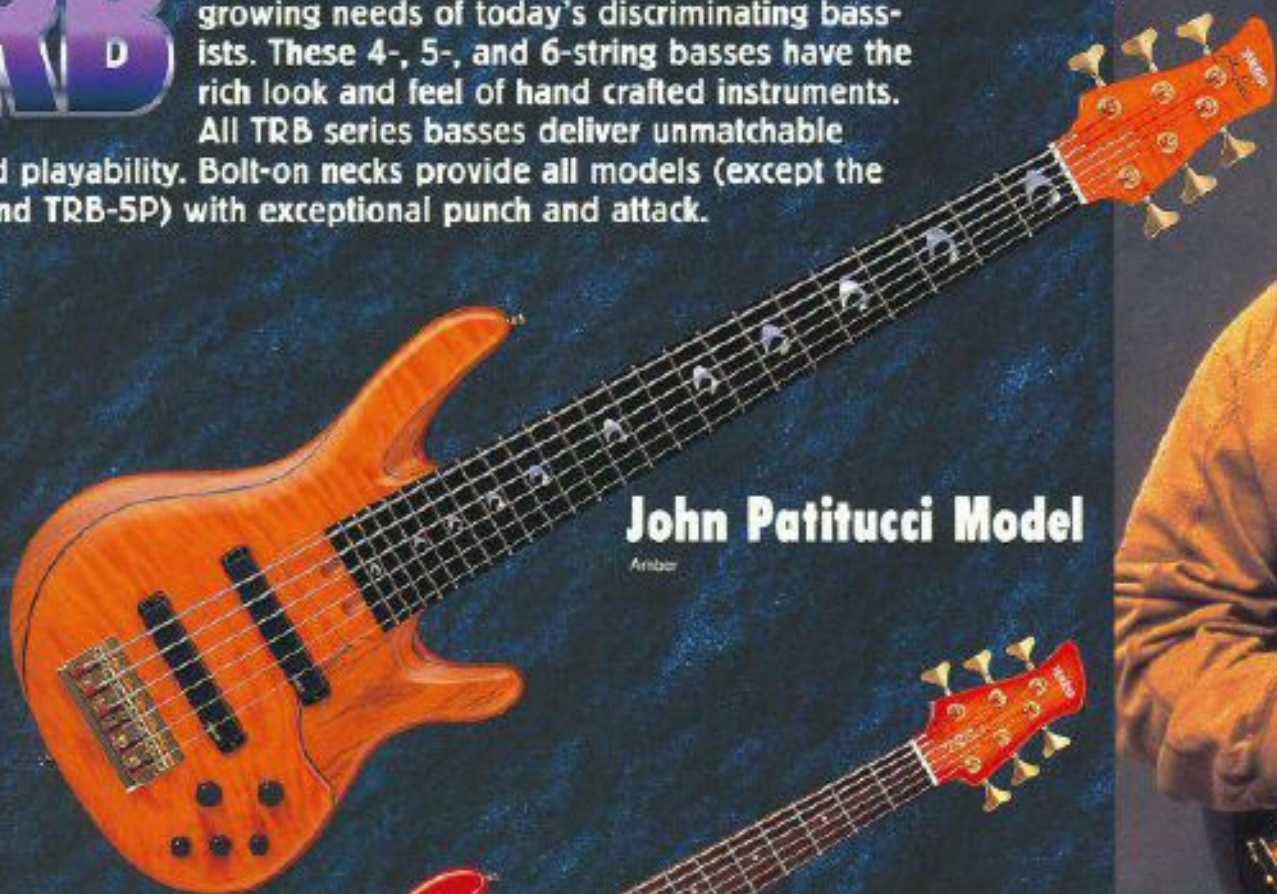
MODEL	BB 1500A	BB 1500A	BB 350	BB 350F
CONSTRUCTION	Set-neck	Set-neck	Set-neck	Set-neck
SCALE LENGTH	34" (863.8mm)	34" (863.8mm)	34" (863.8mm)	34" (863.8mm)
FINGERBOARD	Ebony	Rosewood	Rosewood	Rosewood
RADIUS	23.63" (599mm)	23.18" (589mm)	23.63" (599mm)	19" (483mm)
FRETS	24	24	24	24
BODY	Figured Maple Top/Alder Back	Maple Top/Alder Back	Alder	Alder
BRIDGE	Solid Brass	Solid Brass	Die-cast	Die-cast
PICKUPS	Double Coil x 2 (Alnico V)	Double Coil x 2 (Alnico V)	Stack Single Coil x 2	Stack Single Coil x 2
CONTROLS	Active 5-Control	Active 5-Control	Front Vol., Rear Vol., Master Tone	Front Vol., Rear Vol., Master Tone
COLORS	Transparent Blue, Amber Burst	Transparent Blue, Amber Burst	Brown Satin, Natural Satin, Black	Brown Satin, Natural Satin, Black

MODEL	BB 1500A	BB 350/350F	BB 350F
CONSTRUCTION	Set-neck	Set-neck	Set-neck
SCALE LENGTH	34" (863.8mm)	34" (863.8mm)	34" (863.8mm)
FINGERBOARD	Rosewood	Rosewood	Rosewood
RADIUS	17" (430mm)	10" (254mm)	10" (254mm)
FRETS	21	21	21
BODY	Alder	Alder	Alder
BRIDGE	Solid Brass	Die-cast	Vintage
PICKUPS	Stack Single Coil x 2 (Alnico V)	Single Coil x 2	Single Coil x 2
CONTROLS	Active 5-Control	Front Vol., Rear Vol., Master Tone	Front Vol., Rear Vol., Master Tone
COLORS	Wine Red, Natural	Brown Satin (350 only), Natural Satin, Black	Brown Satin, Natural Satin, Black



# TRB

Yamaha's TRB line was developed, in close cooperation with leading artists, to reflect the growing needs of today's discriminating bassists. These 4-, 5-, and 6-string basses have the rich look and feel of hand crafted instruments. All TRB series basses deliver unmatched sound and playability. Bolt-on necks provide all models (except the TRB-6P and TRB-5P) with exceptional punch and attack.




**John Patitucci Model**

Amber




**6**  
Cherry Sunburst



**5**  
Amber Satin



**5F**  
Cherry Sunburst



**4**  
Natural Satin





**6P**  
Translucent Blue



**5P**  
Translucent Red Sunburst



Master Volume Panpot  
Treble Control Bass Control  
3-position Mid Control Switch

**Active 5-Control System (Except 5P & 6P)**

The active control system featuring 3-band EQ gives the TRB series basses even more tonal versatility. The midrange EQ control is a presettable 3-position switch for fast, repeatable settings.

**Piezo Pickups in Solid Brass Bridge (5P, 6P)**

The piezo pickups used on the TRB models use individual bimorphous piezo elements for each string, all built into a specially designed bridge which is machined from solid brass. The bimorphous elements provide significantly increased sensitivity as well as improved frequency response, so the full warmth and depth of the body's beautiful resonance come through.

**Figured Maple Body with Thru-neck Construction (5P, 6P)**

Because the piezo pickups directly pick up the resonance of the guitar's body, the body itself must be made from the finest woods and designed to deliver rich, deep tone. The TRB series basses feature figured maple bodies that offer the requisite tone as well as outstanding visual appeal.

**TRB SPECIFICATIONS**

MODEL	TRB John Paterno Model	TRB-0	TRB-0CF	TRB-1	TRB-1P	TRB-5P
CONSTRUCTION	Collon	Collon	Collon	Collon	Neck thru Body	Neck thru Body
SCALE LENGTH	34" (863.5mm)	34" (863.5mm)	34" (863.5mm)	34" (863.5mm)	34" (863.5mm)	34" (863.5mm)
FINGERBOARD	Plywood	Maplewood	Maplewood	Maplewood	Ebony	Ebony
RADIUS	38" (965mm)	38" (965mm)	29-5/8" (750mm)	10" (254mm)	38" (965mm)	29-5/8" (750mm)
PRETS	24	24	24	24	24	24
BODY	Figured Maple/Ash/Alder	Ash	Ash	Ash	Figured Maple/Rose/Maple	Figured Maple/Rose/Maple
BRIDGE	Solid Brass	Solid Brass	Solid Brass	Solid Brass	Solid Brass (with Piece)	Solid Brass (with Piece)
PICKUPS	Side By Side Double Coil (Alnico V)	Side By Side Double Coil (Alnico V)	Double Coil - 2 (Alnico V)	Stack Single Coil - 2 (Alnico V)	Single Coil - 2, Piezo Pickup	Single Coil - 2, Piezo Pickup
CONTROLS	Active 5-Control	Active 5-Control	Active 5-Control	Active 5-Control	Active 4-Control System	Active 4-Control System
COLORS	Amber, Charcoal Gray	Translucent Blue, Amber Satin, Cherry Sunburst, Charcoal Gray	Translucent Blue, Amber Satin, Cherry Sunburst, Charcoal Gray	Translucent Blue, Brown Satin, Cherry Sunburst, Natural Satin	Translucent Blue, Red Blonde, Translucent Red Sunburst	Translucent Blue, Red Blonde, Translucent Red Sunburst

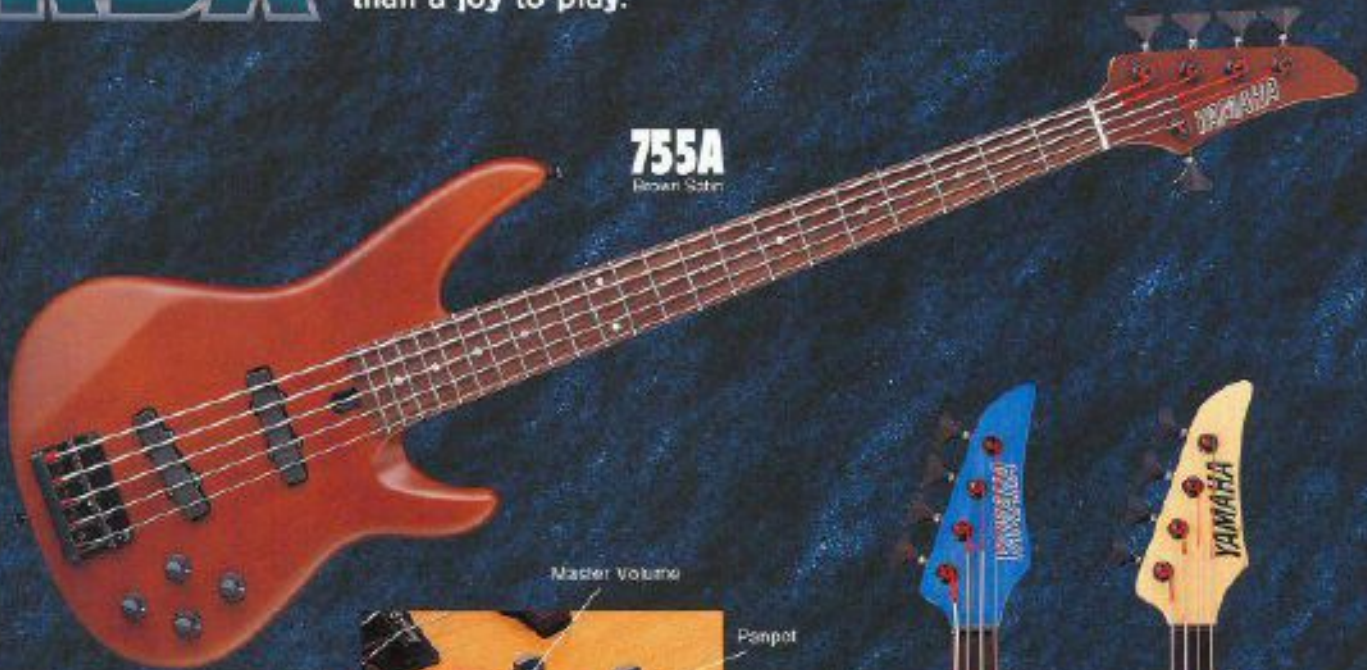


# RBX

Yamaha's RBX line basses feature a streamlined "comfort cut" which provides players with fatigue free playing. They also deliver the smooth tonal balance and power that today's rock bassists demand. Rock solid power and responsiveness that is nothing less than a joy to play.

**755A**

Brown Satin



Master Volume

Panpot

• Active 4-Control System  
(1000, 755A & 750A)




Treble Control

Bass Control


**750A**

Blue Satin

Natural Satin







**1000**  
Blue Satin

Brown Satin



• **"Comfort cut" Body (1000)**  
"Comfort cut" body offers a streamlined contour that fits your body for outstanding balance and fatigue-free playing.



• **Mirror Black Hardware (1000)**

• **"Deep joint" Bolt-on Neck**  
The Yamaha Access Angle Joint System is a significant innovation in bass guitar design. In the RBX1000 the Deep Joint bolt-on neck offers extra strength with three plates solidly anchored by six bolts. The resulting interface between the neck and body is ideal, affording pure, long sustain and outstanding dynamic response.



**350**  
Blue Satin

\* RBX350L: Left Handed Model Available



**250**  
Blue Indigo



**250F**  
Black

#### RBX SPECIFICATIONS

MODEL	RBX1000	RBX350A	RBX250A	RBX350/350L	RBX250/250F
CONSTRUCTION	Bolt-on	Bolt-on	Bolt-on	Bolt-on	Bolt-on
SCALE LENGTH	34" (863.6mm)	34" (863.6mm)	34" (863.6mm)	34" (863.6mm)	34" (863.6mm)
FINGERBOARD	Rosewood	Rosewood	Rosewood	Rosewood	Rosewood
RADIUS	10" (254mm)	10" (254mm)	10" (254mm)	10" (254mm)	10" (254mm)
FRETS	24	22	22	24	22(20)
BODY	Ash	Alder	Alder	Alder	Alder or Basswood
BRIDGE	Solid Brass	Die-cast	Die-cast	Die-cast	Vintage
PICKUPS	Single Coil x 2 (Alnico V)	Single Coil x 2	Single Coil x 2	Single Coil x 2	Single Coil x 2
CONTROLS	Active 4-Control	Active 4-Control	Active 4-Control	Master Volume, Master Tone, Pickup	Master Volume, Master Tone
COLORS	Blue Satin, Brown Satin, Natural Satin, Translucent Black	Blue Satin, Brown Satin, Natural Satin	Natural Satin, Brown Satin, Blue Satin	Blue Satin, Brown Satin, Black	Blue Indigo, Natural Satin, Black



# Available Colors



Aqua



Faded Blue



Thunder Blue



Sea Foam Green



Lightning Red



Red Blonde



Red Sunburst



Cherry Red Sunburst



Antique Sunburst



Violin Sunburst



Brown Sunburst



Antique Stain



Amber Burst




Faded Burst



Natural



White



Translucent Black



Black Pearl



Blue Indo



Blue Satin



Translucent Blue



Vintage Red



Wine Red



Translucent Red Sunburst



Cherry Sunburst



Orange Stain



Antique Sunburst Satin



Old Violin Sunburst



Brown Satin



Amber



Amber Satin



Natural Satin




Pearl Snow White



Charcoal Gray



Black Burst



Black

# Accessories



## GUITAR/BASS TUNER **YT-1100**

For manual tuning of electric guitars and basses. The built-in microphone also allows tuning of acoustic guitars.



## GUITAR/BASS AUTO TUNER **YT-2100**

Features auto mode for automatic tuning note indication and manual mode. Can also be used for acoustic guitars. Equipped with a large tuning meter, guide LEDs, DC input jack for AC adapter, and a coin slot for adjusting the viewing angle.



## QUARTZ METRONOME **QT-1**

Easy to use quartz metronome the QT-1 offers soft or bright sound settings, volume control and a flashing LED lamp to provide a visual tempo.



## GUITAR/BASS AUTO TUNER **YT-1200**

Designed for fast tuning using the manual or auto mode. Easy to see LED indicators guide you on stage. A built-in microphone makes it an ideal tuner for acoustic guitars as well.



## GUITAR/BASS AUTO CHROMATIC TUNER **YT-2200**

The YT-2200 chromatic tuner offers fast and reliable tuning for electric as well as acoustic instruments. Auto and manual modes, and a large LED lit display make tuning quick and easy even on dark stages.



## MULTI METRONOME **YM-2000**

The new YM-2000 puts a lot of time in a package the size of a cassette tape. 30 different rhythm patterns, 11 beat patterns ranging from 1 to 7 beats as well as duplet, triplet and quintuplet beats. The sweeping LED tempo indicator is also easy to see even under low light situations.

## ELECTRIC GUITAR STRINGS (Nickel Round Wound)



EN09

EN10

EN11

EN09WB

EN10WB

## ELECTRIC BASS STRINGS (Stainless Steel Wound, Long Scale)



H4030

H4050

H4070

		Diameter (inch)						
		1st	2nd	3rd	4th	5th	6th	
EN09	(Super Light)	.009	.011	.016	.024	.032	.042	
EN10	(Light)	.010	.012	.017	.026	.034	.044	
EN11	(Regular)	.011	.015	.024	.034	.044	.052	
EN09WB	(Heavy Basses)	.009	.011	.016	.026	.034	.044	
EN10WB	(Heavy Basses)	.010	.012	.017	.026	.034	.044	
		High E	3rd	2nd	1st	4th	Low E	
H4030	(4 Strings)		.045	.065	.085	.105		
H4050	(5 Strings)		.045	.065	.085	.105	.125	
H4070	(6 Strings)	.032	.045	.065	.085	.105	.125	

All specifications subject to change without notice.

# YAMAHA

YAMAHA CORPORATION  
P.O. Box 1, Hamamatsu, Japan

LEG9602 95120 Printed in Japan