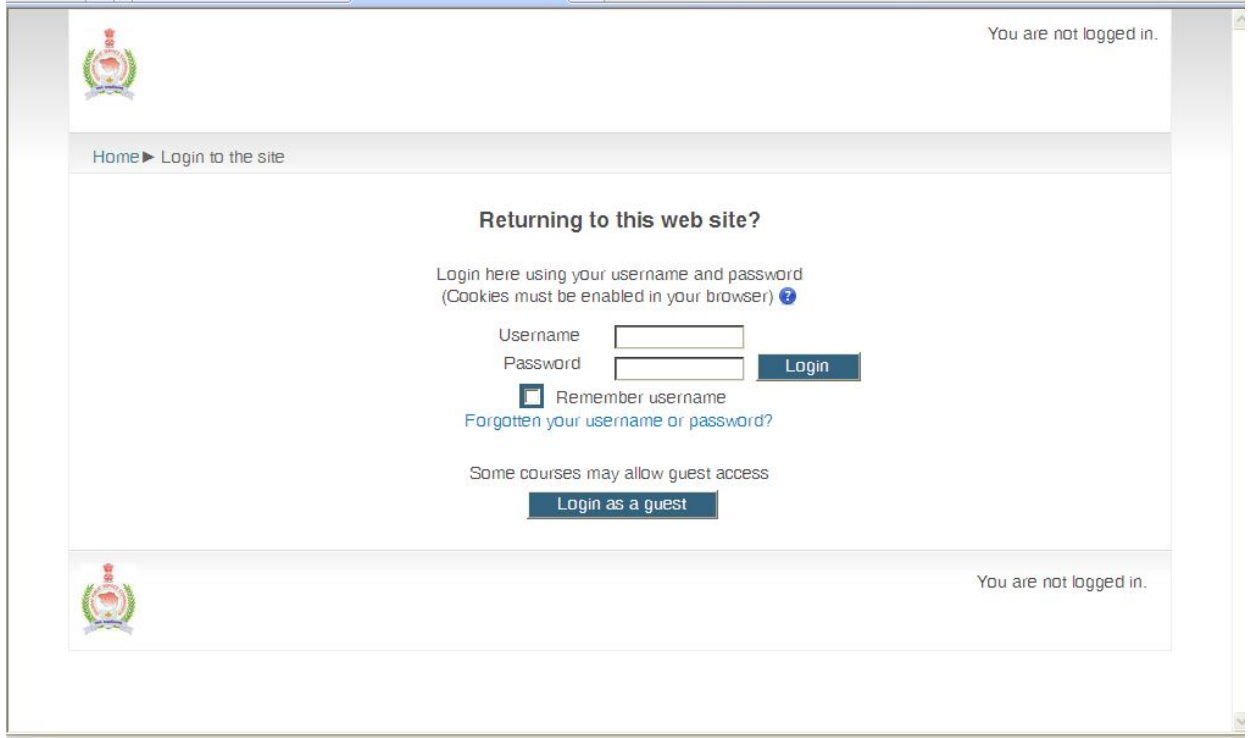
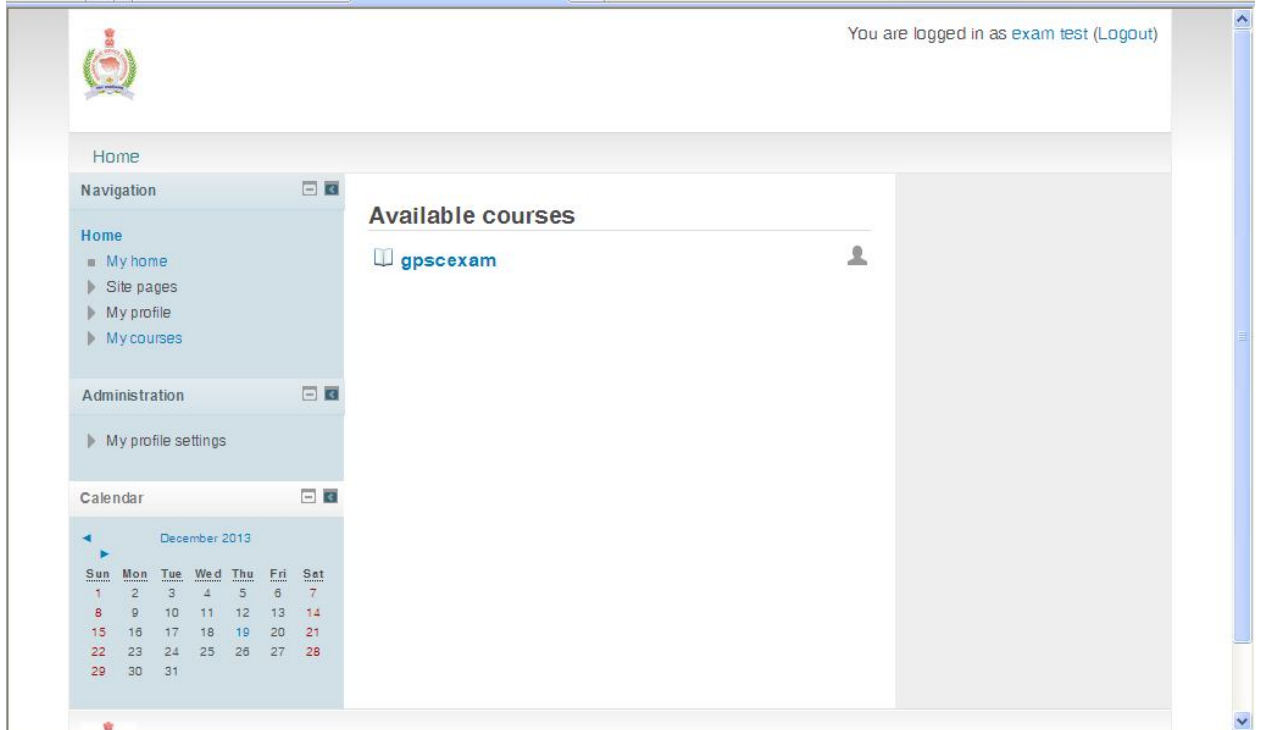


1. ઉમેદવારે user id અને password થી login કરવાનું રહેશે.



The screenshot shows the login page of a website. At the top right, it says "You are not logged in." Below the header, there is a navigation bar with "Home" and "Login to the site". The main content area is titled "Returning to this web site?" and contains the following text: "Login here using your username and password (Cookies must be enabled in your browser)". There are two input fields for "Username" and "Password", followed by a "Login" button. Below the password field, there is a checkbox for "Remember username" and a link for "Forgotten your username or password?". At the bottom of the login section, it says "Some courses may allow guest access" and there is a "Login as a guest" button. The footer of the page also contains the website logo and "You are not logged in."

2. અહીં [gpscexam](#) પર click કરો.



The screenshot shows the user dashboard after logging in. At the top right, it says "You are logged in as exam test (Logout)". The dashboard is divided into several sections:

- Home**: A navigation menu with options: My home, Site pages, My profile, and My courses.
- Administration**: A menu with the option: My profile settings.
- Calendar**: A calendar for December 2013. The days of the week are Sun, Mon, Tue, Wed, Thu, Fri, and Sat. The dates are: 1, 2, 3, 4, 5, 6, 7, 8, 9, 10, 11, 12, 13, 14, 15, 16, 17, 18, 19, 20, 21, 22, 23, 24, 25, 26, 27, 28, 29, 30, 31.
- Available courses**: A list of courses with a search icon and a user profile icon. The course "gpscexam" is listed.

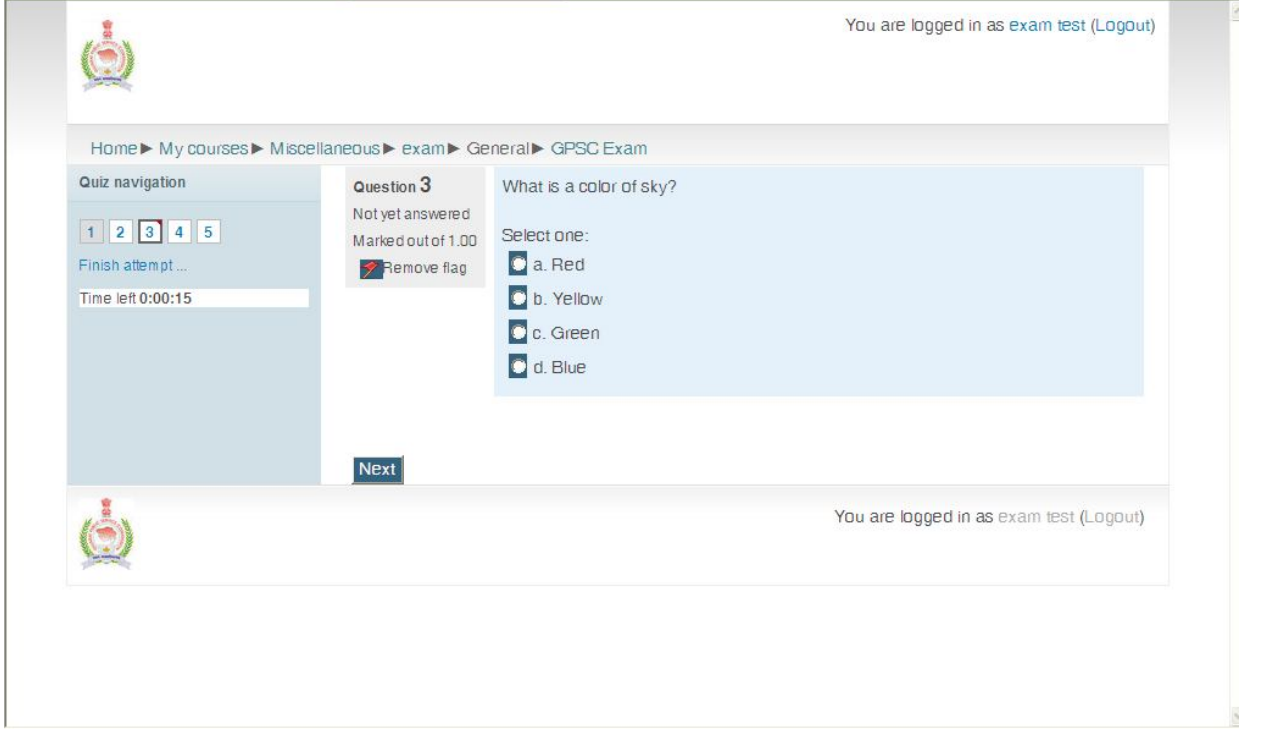
3. અહી પ્રશ્નપત્ર ખુલશે દરેક પ્રશ્નનાં આપેલ ચાર (૦૪) વિકલ્પો પૈકી કોઈ એક (૦૧) વિકલ્પ પરનાં રેડીઓ બટન પર માઉસ વડે ક્લિક કરી જવાબ આપવાનો રહેશે.

The screenshot displays an online exam interface. At the top right, it says "You are logged in as exam test (Logout)". The breadcrumb navigation is "Home > My courses > Miscellaneous > exam > General > GPSC Exam". On the left, there is a "Quiz navigation" panel with a grid of question numbers 1 through 5. Question 1 is highlighted. Below the grid, it says "Finish attempt ..." and "Time left 0:00:56". In the center, "Question 1" is shown as "Not yet answered" and "Marked out of 1.00". There is a "Flag question" button. The question text is "one minute has how many seconds?". Below it, it says "Select one:" and lists four options: a. 40, b. 20, c. 50, and d. 60. A "Next" button is located below the question. At the bottom right, it says "You are logged in as exam test (Logout)". The browser status bar at the bottom shows "Done", "Internet", and "100%".

4. Next બટન ઉપર ક્લિક કરી બીજા પ્રશ્ન ઉપર જઈ શકાશે અથવા આપની ડાબી બાજુ પર આપેલ પ્રશ્નનાં ક્રમાંક ઉપર માઉસ વડે ક્લિક કરી તે પ્રશ્ન ક્રમ ઉપર જઈ શકાશે.

The screenshot displays an online exam interface. At the top right, it says "You are logged in as exam test (Logout)". The breadcrumb navigation is "Home > My courses > Miscellaneous > exam > General > GPSC Exam". On the left, there is a "Quiz navigation" panel with a grid of question numbers 1 through 5. Question 2 is highlighted. Below the grid, it says "Finish attempt ..." and "Time left 0:00:33". In the center, "Question 2" is shown as "Not yet answered" and "Marked out of 1.00". There is a "Flag question" button. The question text is "How many lions are in the ashok stambh?". Below it, it says "Select one:" and lists four options: a. 1, b. 4, c. 3, and d. 2. A "Next" button is located below the question. At the bottom right, it says "You are logged in as exam test (Logout)". The browser status bar at the bottom shows "Done", "Internet", and "100%".

5. જો કોઈ પ્રશ્નનો આપે રીવ્યુ માટે મુકવાનો હોય, તો તે પ્રશ્ન પર Flag વડે ચિહ્ન(Mark) મુકવાનો હોય છે. સ્ક્રીન પર જે પ્રશ્નમાં Flag મુકવામાં આવ્યો હોય, તે પ્રશ્નનાં બોક્ષમાં ઉપરની બાજુ નિશાની જોવા મળશે.



6. સ્ક્રીન પર જે પ્રશ્નનો વિકલ્પ આપવાનો બાકી હોય, તે White કલરમાં દેખાશે.

7. પરીક્ષાનો સમય પુર્ણ થતા પરીક્ષા આપોઆપ પુર્ણ થયેલી ગણાશે.