UPLUS
NEW TECHNOLOGY BATTERY

US SERIES

US2-1000H(2V1000AH)

16 YEARS DESIGN LIFE

General Features

- Sealed and maintenance free operation.
- Non-Spillable construction design.
- ABS containers and covers(UL94HB, UL94V-0) optional.
- Safety valve installation for explosion proof.
- High quality and high reliability.
- Exceptional deep discharge recovery performance.
- Low self discharge characteristic.
- Flexibility design for multiple install positions.

VdS | Intertek ETL SEMKO | MH26866 | ISO14001 | ISO9001 | CE | EMC tested

Battery Type	Valve-Regulated,Absorbed Glass Mat(AGM) Technology			
Nomial Voltage	2V			
Capacity(20°C)	20HR(52.4A,1.8V/cell)	10HR(97A,1.80V)	5HR(168.8A,1.75V)	1HR(598.5A,1.60V)
	1048AH	970AH	844AH	598.5AH
Dimensions	Length	Width	Height	Total Height
	321mm(12.64inches)	188mm(7.40inches)	621mm(24.45inches)	651mm(25.63inches)
Approx Weight	Approx 76.9 kg (169.56lbs)			
Internal Resistance	Full Charged at 20°C : Approx 0.45m Ù			
Self Discharge	3% of capacity declined per month at 20°C			
Capacity affected by Temperature (10HR)	40°C	25°C	0°C	-15°C
	103%	100%	86%	65%
Charging Voltage (V)	Cycle use		Float use	
	2.4V~2.5V at 20 °C. T emp. Coefficient -5mV/ °C		2.25V~2.3V at 20 °C.Temp. Coefficient (-3mV/ °C)	
Current	Max. Discharge Current		Initial Charging Current	
	8000A		Less than 300.0A	
Operating T emp.Range	Discharge	Charging	Storage	
	-15～50°C (5 ～122°F)	0～40°C (32 ～104°F)	-15～40°C (5 ～104°F)	

Constant Current Discharge (Amperes) at 20 °C (68°F)

F.V/Time	30min	45min	1h	2h	3h	4h	5h	6h	8h	10h	20h
1.85V/cell	674.5	525.7	457.9	302.9	225.6	184.8	155.5	137.6	110.5	93.9	50.6
1.80V/cell	735.3	564.9	487.4	326.4	242.6	196.6	164.9	145.8	116.2	97.0	52.4
1.75V/cell	798.0	615.6	529.2	339.4	252.2	203.3	168.8	150.4	120.2	100.6	53.7
1.70V/cell	870.2	665.0	561.5	357.1	265.3	212.4	178.4	157.6	125.1	104.5	55.1
1.65V/cell	917.7	701.7	580.5	369.6	276.2	220.8	183.9	163.1	129.4	107.4	56.8
1.60V/cell	984.2	729.6	598.5	380.6	283.2	225.6	188.5	166.5	131.7	109.6	57.8

Constant Power Discharge (Watts) at 20 °C (68°F)

F.V/Time	30min	45min	1h	2h	3h	4h	5h	6h	8h	10h	20h
1.85V/cell	1309.2	1028.8	899.3	598.8	447.7	367.8	310.3	275.3	222.0	189.1	102.1
1.80V/cell	1405.7	1097.2	952.1	641.0	478.6	389.1	327.6	290.6	232.7	195.1	105.5
1.75V/cell	1513.2	1184.4	1029.1	664.1	495.6	401.1	334.1	298.7	240.2	202.0	108.0
1.70V/cell	1641.2	1274.8	1088.5	697.4	520.5	418.3	352.5	312.7	249.9	209.7	110.7
1.65V/cell	1716.8	1333.3	1117.4	717.6	539.5	433.2	362.3	322.7	257.7	215.2	114.1
1.60V/cell	1828.6	1378.9	1146.1	735.5	550.8	441.3	370.1	328.4	261.8	219.3	115.8

Dimensions

T11 Terminal

Unit: mm [inches]

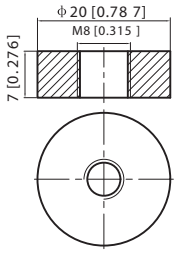

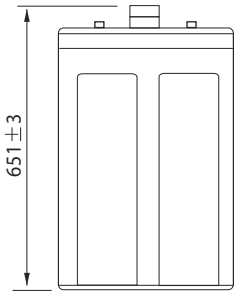

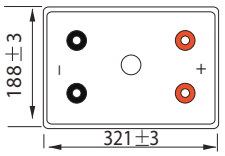

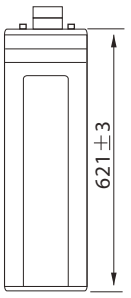

Torque: 11~14.7N*M

Float charging characteristics

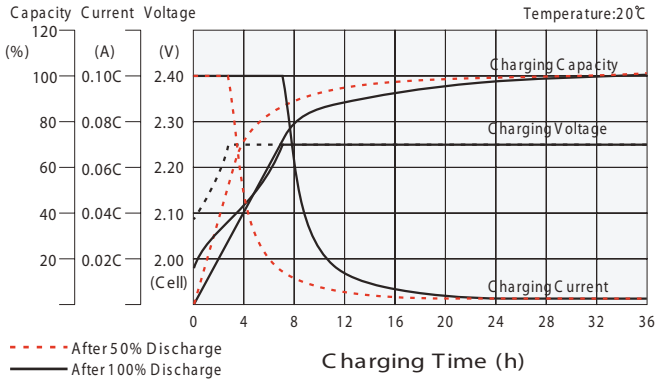

Cycle use charging characteristics

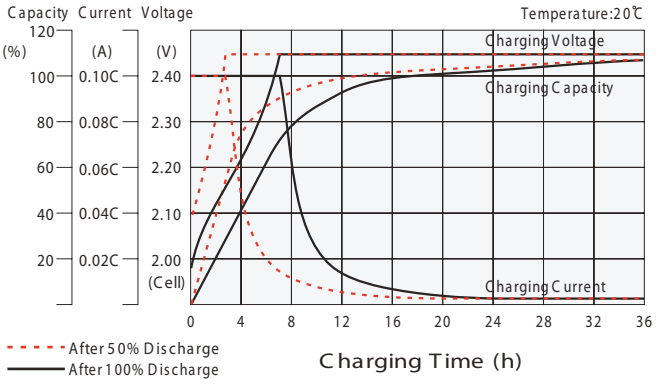

Effect of Temperature on Long Term Float Life

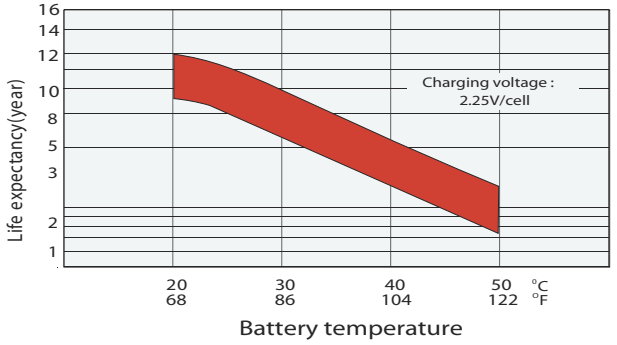

Discharge characteristics

Temperature:20℃

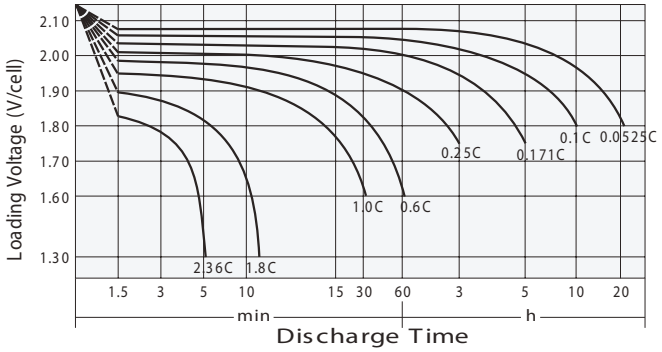

Cycle Life in Relation to Depth of Discharge

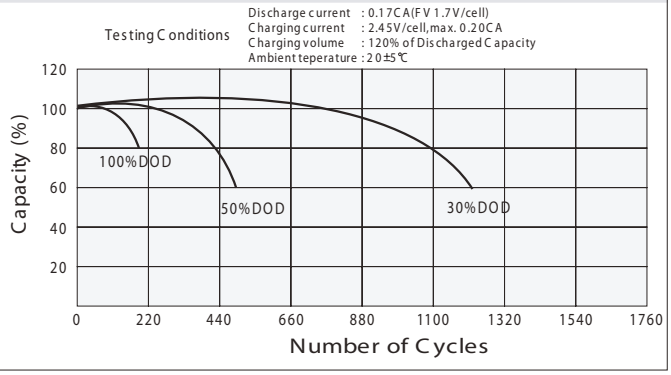

Self Discharge Characteristics