



# Idaho Lifestyle Homes, LLC Seller Checklist

Getting your home sale-ready  
will help buyers to see that  
It's more than a home...  
it's a lifestyle!




**Silvercreek**  
REALTY GROUP




## Clean/Replace As Needed:

- \_\_ Light switch covers
- \_\_ Fireplace
- \_\_ Light bulbs
- \_\_ Front door
- \_\_ Carpets
- \_\_ Rugs
- \_\_ Blinds
- \_\_ Doors and door knobs
- \_\_ Interior and exterior paint
- \_\_ AC filters and vents




## Dust Everything/Remove Cobwebs:

- \_\_ Walls
- \_\_ Blinds
- \_\_ Ceilings
- \_\_ Baseboards
- \_\_ Windows
- \_\_ AC intake vents
- \_\_ Ceiling fans



## Make It Inviting:

- \_\_ Rearrange furniture to maximize floor space
- \_\_ Store away knick-knacks and personal photos
- \_\_ Prune all houseplants
- \_\_ Remove unnecessary furniture and decor
- \_\_ Simplify bookshelves





- \_\_Reduce the amount of wall art
- \_\_Add lamps to any dark areas to brighten them
- \_\_Avoid using scented candles, sprays, or plug ins

## **Living Room and Family Room:**

- \_\_Keep coffee tables clear and clean
- \_\_Remove ashtrays and avoid smoking inside the home
- \_\_Keep furniture to a minimum
- \_\_Any toys should be stored out of sight
- \_\_Use pillows and throws to soften the space



## **Dining Room:**

- \_\_Bottom of chandelier should be at least 60 in. from floor
- \_\_Keep dining table clear except for a nice centerpiece
- \_\_Keep dining table clean and polished
- \_\_Remove excess decor from hutch/China cabinet

## **Kitchen:**

- \_\_Clear all items from countertops
- \_\_Clean the backsplash and all surfaces
- \_\_Clean inside of microwave
- \_\_Remove fridge magnets and photos
- \_\_Repair chipped or broken formica
- \_\_Replace burner pans if worn or stained
- \_\_Keep all mops, brooms, etc put away
- \_\_Remove pet food, dishes, and bowls
- \_\_Organize the pantry





\_\_Scrub and polish the sink

\_\_Put a deodorizer in the garbage disposal (vinegar and baking soda work great for this)

## **Bedrooms:**

\_\_Make beds daily

\_\_Replace bedsheets if necessary


\_\_Clear bedside tables and dresser

\_\_Store daily necessities in drawers

\_\_Keep closet door and bathroom door closed

\_\_Remove wall decor and keep walls simple

\_\_Repair any holes or damage to walls




## **Laundry:**

\_\_Put soaps and supplies in cupboards

\_\_Keep all surfaces and sink clean and empty

\_\_Use high watt bulbs for a brighter look

\_\_Remove all dirty clothing and don't leave clothing in machines



## **Bath:**

\_\_Clear and clean all surfaces

\_\_Display a bottle of hand soap

\_\_Purchase new towels if necessary

\_\_Remove all toiletries for photos and showings

\_\_Keep toilet seat closed

\_\_Keep trash can empty, preferably one with a lid

\_\_Organize cabinets and store medicines in a secure location






## Exterior:

- \_\_ Clean or repaint front door if needed
- \_\_ Repaint exterior trim if needed
- \_\_ Replace any rotted or broken wood on exterior
- \_\_ Sweep sidewalks, patios, porches, and decks
- \_\_ Pressure wash the concrete
- \_\_ Restain wooden deck if needed
- \_\_ Wash windows inside and out
- \_\_ Remove bugs and cobwebs from walls
- \_\_ Use outdoor furniture to showcase the space
- \_\_ Potted plants create an inviting space



## Garage:

- \_\_ Clean and sweep out the garage
- \_\_ Keep storage nice and neat
- \_\_ Repaint dirty areas
- \_\_ Pack items you are not using



## Yard:

- \_\_ Prune bushes and plants
- \_\_ Do not allow shrubs or plants to block windows
- \_\_ Put down fresh mulch
- \_\_ Keep lawn freshly mowed and edged
- \_\_ Remove dead plants
- \_\_ Add flowers to the garden bed for a splash of color

