

touch-plate
LED LIGHTING & CONTROLS
Bronze Series

Shoebox Parking Light
150w



DESCRIPTION:

Touch-Plate's Parking Lights were designed to offer better security, more lumens, and higher cost savings. Our Parking Lights can offer energy savings of 70% or greater over traditional metal halide or high pressure sodium lighting, our LEDs are optimal for retrofit installations or new construction installations.

PRODUCT FEATURES:

- Heavy-duty aluminum housing
- Eco-friendly, no mercury
- Multiple mounting options
- Lifetime of 50,000 hrs or greater
- UL Listed (E481931)
- DLC Listed
 - 150w (HD-AL01-150WD)
- 5 Year Limited Warranty

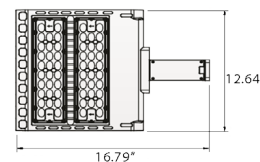
SPECIFICATIONS:

- Wattage: 150w
- Lumens: 19,500 (approx > 130lm/w)
- Equivalence: 400w HID/HPS/MH
- CRI: >80Ra
- IP Rating: IP65
- LED Chips: Lumileds 3030
- PF: >0.90

PHYSICAL PARAMETERS:

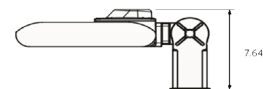
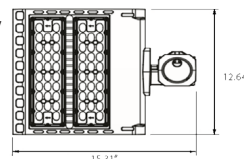
• Direct Mount Dimensions

- Length: 16.79"
- Width: 12.64"
- Depth: 4.15"



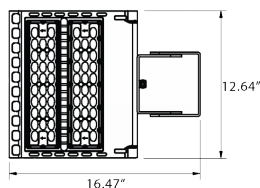
• Slip Fit Dimensions

- Length: 15.31"
- Width: 12.64"
- Depth: 7.64"



• Trunnion Mount Dimensions

- Length: 16.47"
- Width: 12.64"
- Depth: 3.53"



• Weight

- 13.23lbs

4822 Projects Drive Fort Wayne, IN 46825

P: 260.426.1565

E: ledsales@touchplate.com

www.ledlightingandcontrols.com



Bronze Series Shoebox Parking Light

ORDERING GUIDE

LED Type XXX-	Lumens - Wattage XXX-XXX-	CCT XX	Voltage X-	Color X	Mounting Style X
<ul style="list-style-type: none"> PSB Parking Shoebox 	<ul style="list-style-type: none"> 195-150 19,500^_ 150i 	<ul style="list-style-type: none"> 35 3500k 40 4000k 45 4500k 50 5000k 57 5700k 	<ul style="list-style-type: none"> U 120-277v I 200-480v 	<ul style="list-style-type: none"> B Black Z Bronze G Gray W White 	<ul style="list-style-type: none"> R Direct Round S Direct Square F Slip-Fit T Trunion

ADDITIONAL ORDERING OPTIONS

(specified at time of order)

Beam Angle

- Type III (Standard)
- Type IV
- Type V

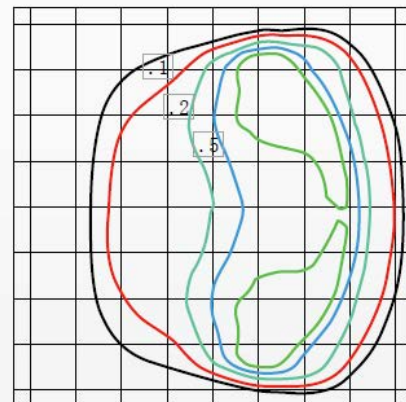
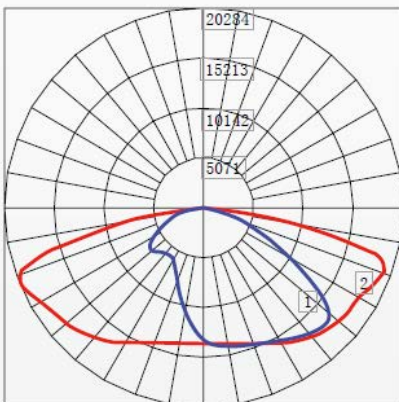
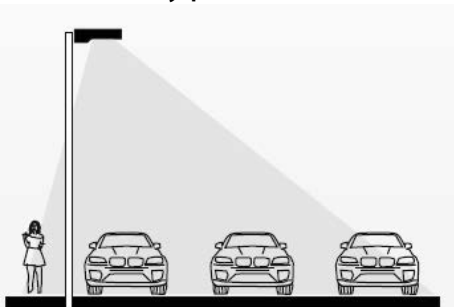
ACCESSORIES

(specified at time of order)

- Photocell Control (120-277v)
- Photocell Control (480v)
- Short Cap
- Surge Protection

PHOTOMETRICS

Type III



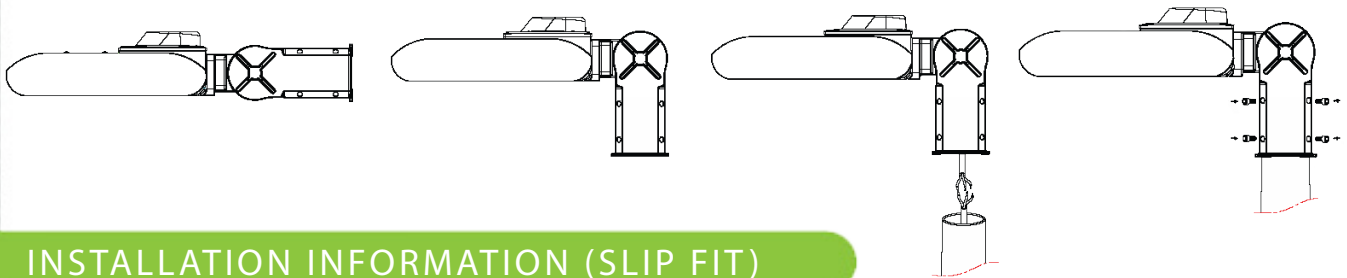
Bronze Series Shoebox Parking Light

This product must be installed in accordance with National Electrical Code(NEC) and/or applicable local codes, by a qualified electrician.

DANGER - RISK OF SHOCK - DISCONNECT POWER BEFORE INSTALLATION

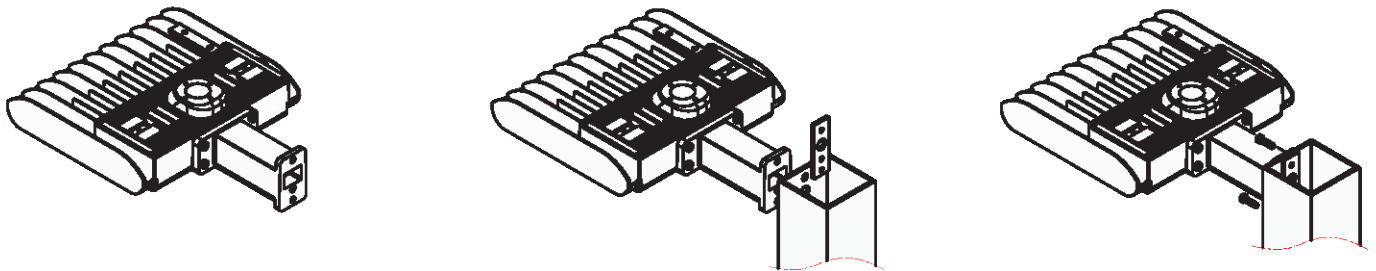
INSTALLATION INFORMATION (Direct)

- Line up the plate inside of the post with the LED fixture. Affix the fixture to the post using the two screws.
- Make the wiring connections: Black/Brown (Line), White/Blue (Neutral), & Green/ Yellow-Green (Ground).



INSTALLATION INFORMATION (SLIP FIT)

- Turn the slip fit to a 90° angle.
- Make the wiring connections: Black/Brown (Line), White/Blue (Neutral), & Green/ Yellow-Green (Ground).
- Slip the fixture onto the post and then secure the fixture with the 4 screws to the post.



INSTALLATION INFORMATION (TRONNION MOUNT)

- Place the screws from the wall out so the fixture can mount to them.
- Make the wiring connections: Black/Brown (Line), White/Blue (Neutral), & Green/ Yellow-Green (Ground).
- Slip the fixture onto the screws and then secure the fixture with nuts.

