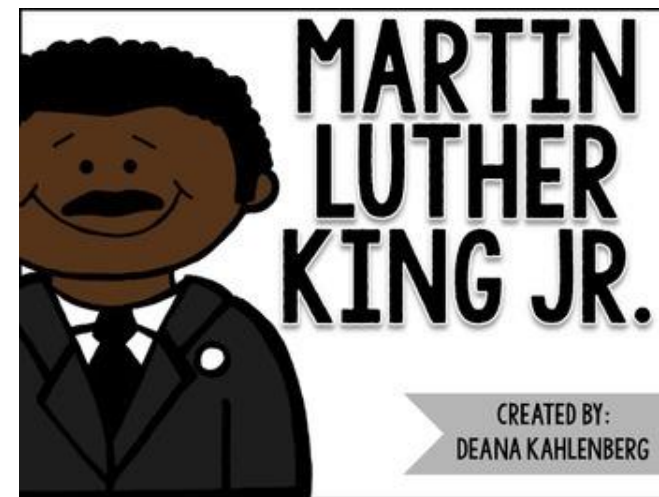
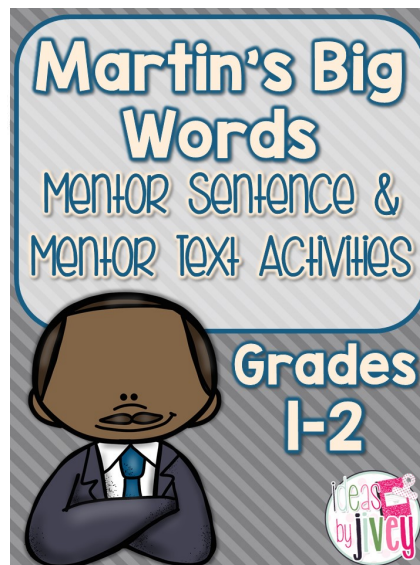
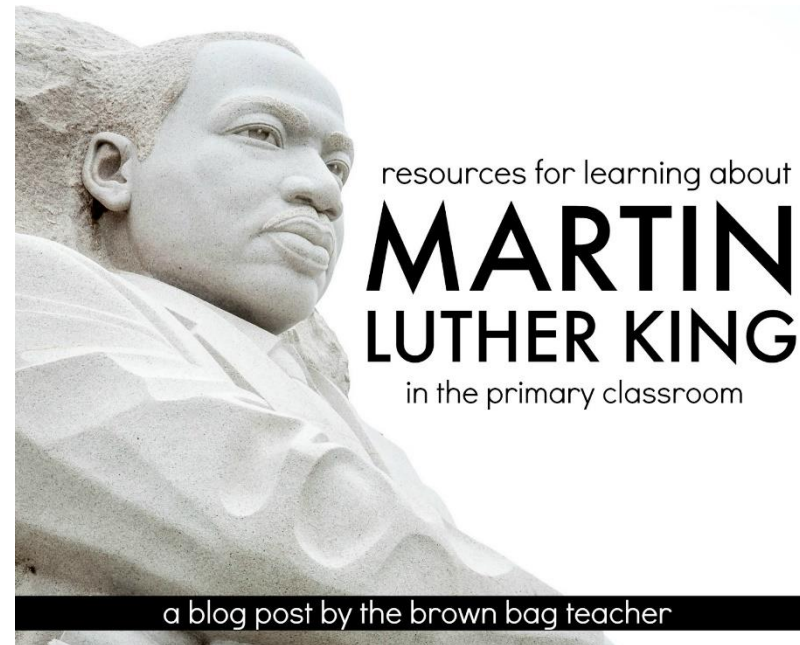
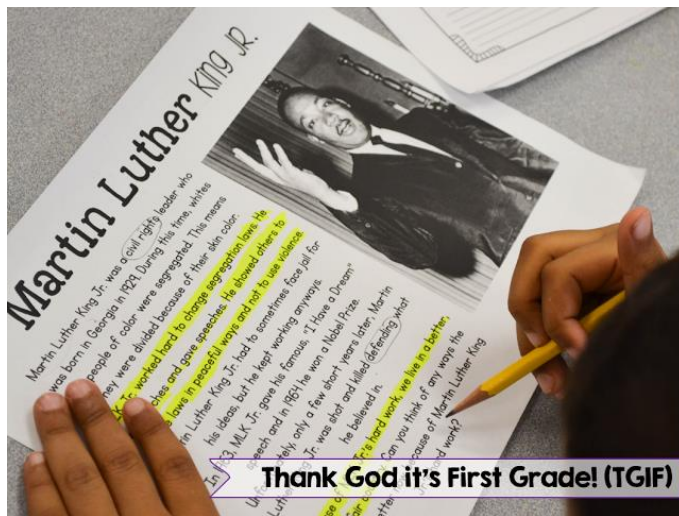




Month AT A Glance: **J a n u a r y**

Grades K-2

READING

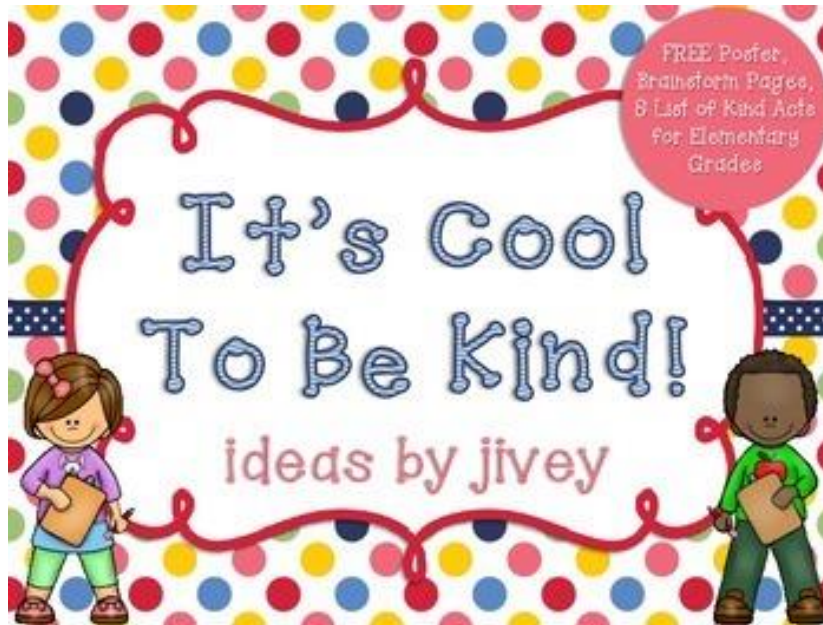


HAPPY
NEW
YEAR

Month AT A Glance: J a n u a r y

Grades K-2

SPECIAL EVENTS



Brain Pop Jr



Martin Luther King Jr. FREEBIE




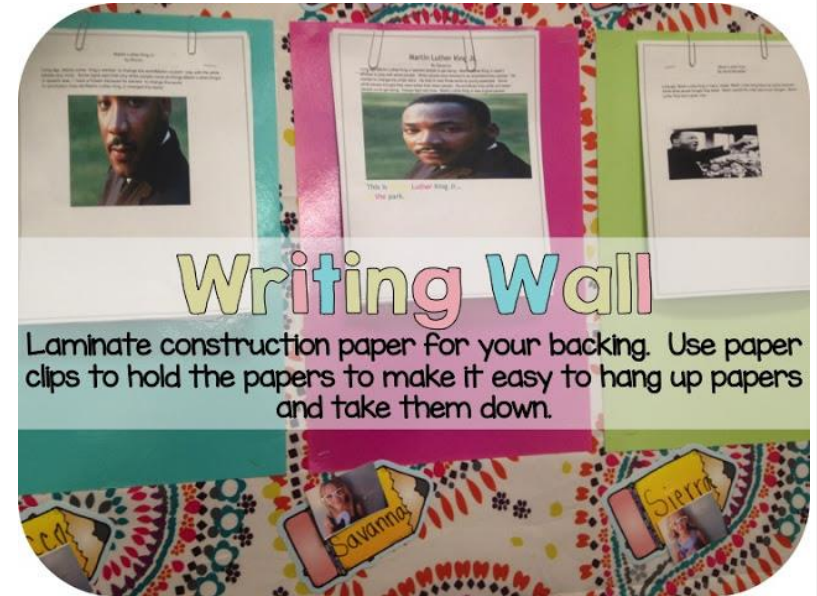

HAPPY
NEW
YEAR

Month AT A Glance: January

WRITING & ELA

Directions

1. Copy the foldable and 1 MLK picture for each student (Located on the next 2 pages).
2. Students cut out and fold the foldable as shown. Then glue the MLK picture under the flaps so that he is visible when the foldable is folded.
3. Students write about each prompt under the flaps.
4. Students can decorate the foldable using markers, coloring Pencils, or Crayons.
5. Display your students' foldables using the title page above.




Name: _____

Martin Luther King Word Search

peace rights respect
love speech dream
brave marches honor
hero freedom leader

B	R	I	G	H	T	S	N	C	H
L	H	M	Q	J	E	W	R	K	E
E	L	A	H	O	N	O	R	D	R
A	O	R	G	O	A	Z	U	R	O
D	V	C	A	P	E	A	C	E	Y
E	E	H	M	S	L	R	H	A	T
R	R	E	S	P	E	C	T	M	B
P	D	S	P	E	E	C	H	N	F
I	S	O	V	B	R	A	V	E	L
T	F	R	E	E	D	O	M	P	C

© Tackling Tackles in 2014





Month AT A Glance: **J a n u a r y**

Grades 3+

READING

Martin's Big Words
By Doreen Rappaport

Mentor Sentence Focus: Standard L.1 (prepositional phrases)

Reading Lesson Ideas:

- R.1. Students can infer what it was like for Martin growing up.
- R.2. Have students summarize and tell the theme of the book.
- R.3. Students explain Martin (thoughts, words, actions).
- R.4. Students use context clues to determine the meaning of higher-level words (for example: protested) from the book.
- R.4, L.5. Students interpret the phrase in the book and tell how it contributes to the meaning of the book.
- R.6. Students think about and discuss how point of view shaped this book.
- R.7. Watch Martin's speech and students can discuss/write what they think are his "biggest words."

<http://www.teachertube.com/video/i-have-a-dream-speech-20916>

R.9. Read *My Brother Martin* by Christine King Farris and talk about the similarities between the books about Martin's life.

Writing Lesson Ideas:

- W.1, W.2. Students can tell what was most important about Martin Luther King, Jr.

© jvey 2015

Exclusive
Freebie!

includes a lesson for
My Brother Martin

Martin Luther King Jr.

MARTIN LUTHER KING JR. POEM and CLOSE READING

Includes a poem and close reading activities for Martin Luther King Jr.

FREEBIES

NONFICTION CLOSE READING MLK Jr. Freebie

- Grades 4-7
- Differentiated
- High-Interest
- Interactive
- Answer Keys Included

Martin Luther King, Jr. Author's Purpose Worksheets FREE!

BY DEB HANSON

Includes worksheets for Martin Luther King, Jr. Author's Purpose.

Grades 3-5

Better Than Basal:

Complete NO PREP Nonfiction Companion

Mini-Unit of Reading & Writing Lessons Using Nonfiction Mentor Texts

Includes a mini-unit of reading and writing lessons using nonfiction mentor texts.

Great Ideas for Teaching About Dr. Martin Luther King Jr.

Includes a photo of Dr. Martin Luther King Jr.



blog post

HAPPY
NEW
YEAR

Month AT A Glance: January

SCIENCE & SOCIAL STUDIES

Grades 3+

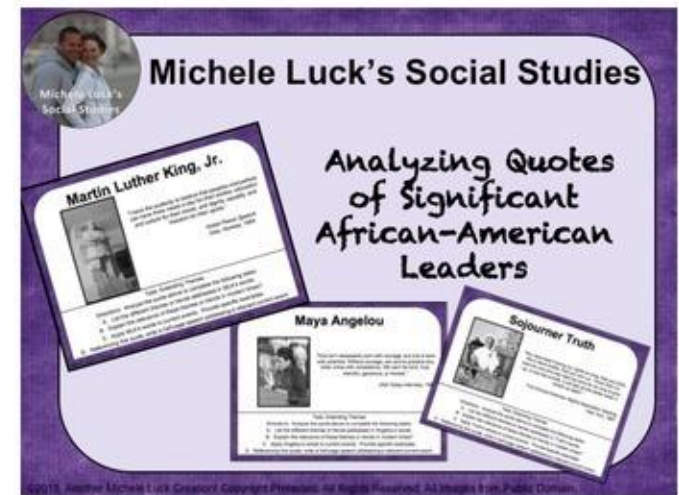
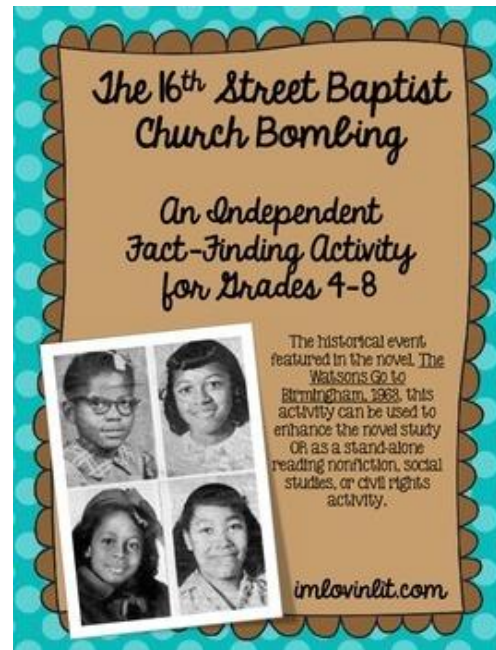
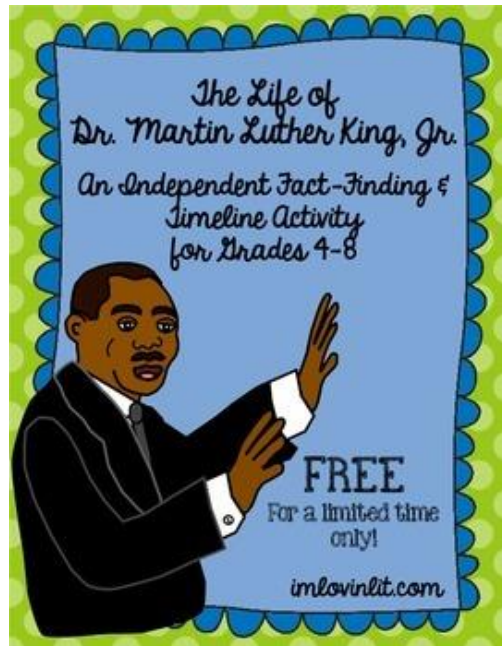


video



I Have A Dream Speech

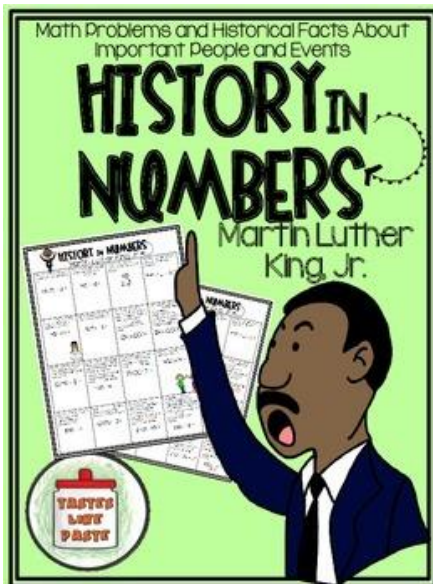
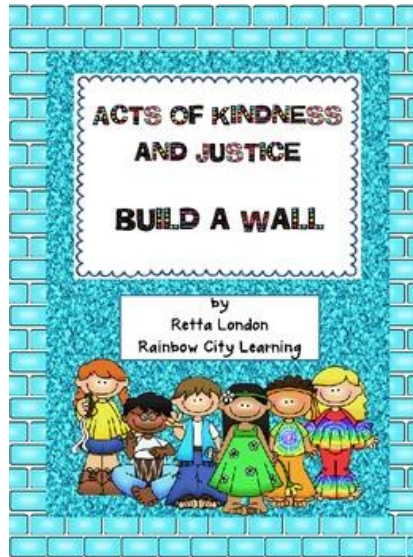
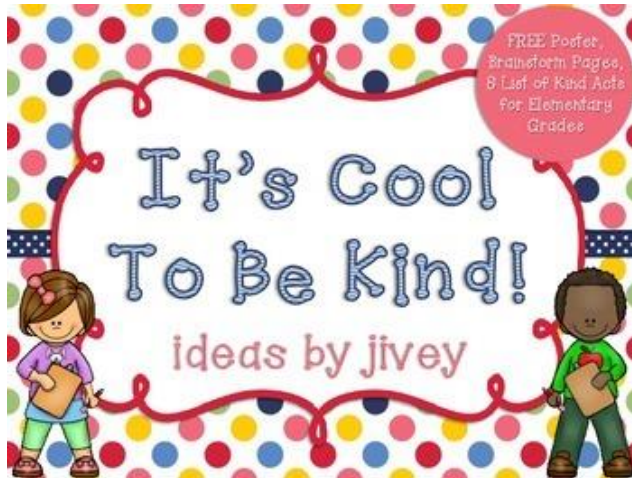
9,024,692 views



HAPPY
NEW
YEAR

Month AT A Glance: **J a n u a r y**

Grades 3+



SPECIAL EVENTS