

Platinum Plus Series High Bay Slimline 100w & 150w



DESCRIPTION:

Touch-Plate's Slimline High Bay was designed to provide higher lumens and even light distribution. Using up to 70% less power over traditional metal halide or high pressure sodium lighting. Our Slimline High Bay is optimal for any application that requires a High Bay.

PRODUCT FEATURES:

- Instant Start: no flickering or humming
- Uniform Light
- Isolated driver
 - Round driver rated for 55°C (131°F)
- Die cast aluminum housing
- Lifetime of 50,000 hrs or greater
- UL Listed (E469084)
- DLC Listed
 - 100w (HB07-100w)
 - 150w (HB07-150w)
- 5 Year Limited Warranty


SPECIFICATIONS:

- Wattage: 100w & 150w
- Lumens: 18,000 & 27,000 (approx > 180lm/w)
- Equivalence: 300w & 400w HID/HPS/MH
- IP Rating: IP65
- LED Chips: SMD 2835
- PF: >0.90

PHYSICAL PARAMETERS:

- Dimensions
 - Diameter: 11.02"
 - Hook Height: 7.4"
- Weight
 - 7.7 lbs

7.40"



11.02"



Platinum Plus Series High Bay Slimline

ORDERING GUIDE

LED Type XXX-	Lumens - Wattage XXX-XXX-	CCT XX	Voltage X-	Color X
<ul style="list-style-type: none"> HBS High Bay Slimline 	<ul style="list-style-type: none"> 180-100 18,000lm - 100w 270-150 27,000lm - 150w 	<ul style="list-style-type: none"> 30 3000k 40 4000k 50 5000k 60 5000k 	<ul style="list-style-type: none"> U 120-277v I 200-480v 	<ul style="list-style-type: none"> B Black W White

ADDITIONAL ORDERING OPTIONS

(specified at time of order)

Lens Options

- Clear Glass (Standard)
- Milky Glass

Beam Angle

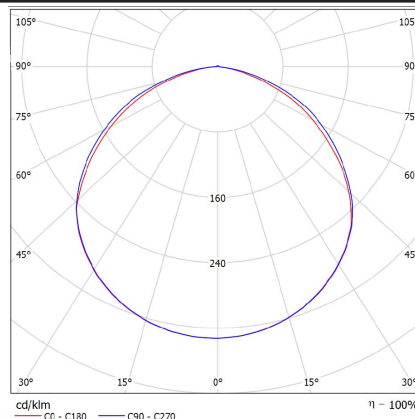
- 60°
- 90°
- 110° (TP Standard)

ACCESSORIES

(specified at time of order)

- | | | |
|---|---|--|
| <ul style="list-style-type: none"> • Wire Guard • Diffuser • Occupancy Sensor • Photocontrol Sensor | <ul style="list-style-type: none"> • Zigbee Relay • Zigbee Dimmer • Zigbee Controller • 1-10V dimmable driver available | <ul style="list-style-type: none"> • Stainless Steel Cable: 2ft / 3ft / 7ft / 10ft / 20ft • Twist Lock Plug: 3ft / 10ft • No Plug Extension: 3ft / 10ft • USA 3 Prong Plug: 7ft • S Hook Clip: Medium / Large • Connection Box: Small / Large • Connector: 3-Pin Splice |
|---|---|--|

PHOTOMETRIC



Platinum Plus Series High Bay Slimline

INSTALLATION INFORMATION (WIRING)

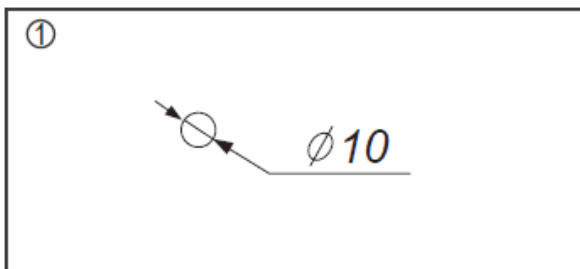
This product must be installed in accordance with National Electrical Code(NEC) and/or applicable local codes, by a qualified electrician.

DANGER - RISK OF SHOCK - DISCONNECT POWER BEFORE INSTALLATION

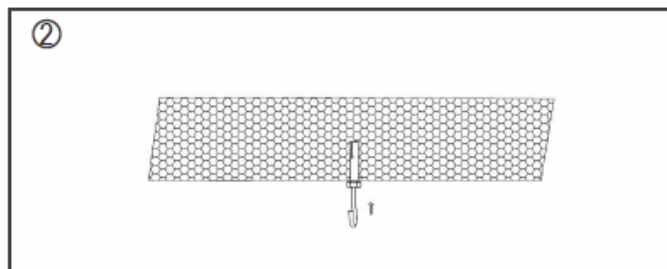
- High Bays can be ordered with a specified twist lock plug or without a plug
- Plug in the High Bay or make the necessary 'HOT' (Black or Brown), 'Neutral' (White or Blue), and 'Ground' (Green) connections in an approved junction box.

INSTALLATION INFORMATION

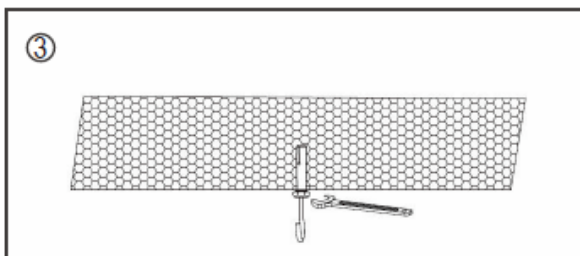
- Drill a 10mm hole at the position where you want to install the fixture
- Push the installation hook into the hole and secure it by tightening the nut
- Hang the fixture on the hook directly or by using a suspension chain
- Connect the power cable to the power line



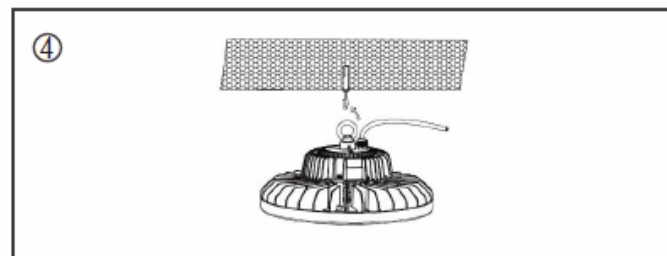
① Drill a hole in the ceiling



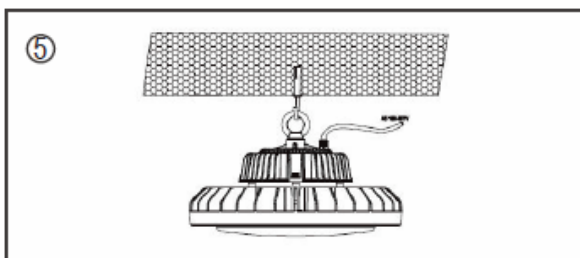
② Push in the hook



③ Secure the hook by tightening the nut



④ Hang the fixture on the hook



⑤ Connect the fixture to the power line