



ELECTRIC GUITARS & BASSES




 YAMAHA

WE ASKED TOP PLAYER WHAT THEY WANTED

Then we worked with them until each instrument became a reality. Their requirements are the same as yours, electric guitars and basses with quality, reliability and versatility. Yamaha quality is maintained at every possible point, starting at our factory where the finest of materials are used. And each guitar and bass is individually adjusted for playability and intonation immediately before it is shipped. From the SBG2000 to SBG500, BB2000 to BB400, every Yamaha electric guitar and bass is backed by a century of fine Yamaha craftsmanship.

*Craftsmanship for you,
the musician.*





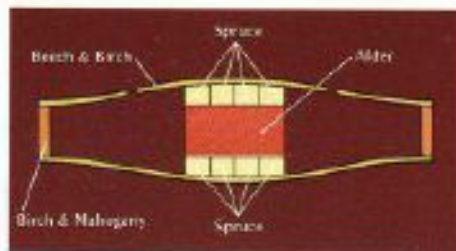
Newly Designed Pickups

The SA800 pickups are basically of standard humbucking design, but with brand new magnets designed for ideal sensitivity and response. These pickups deliver warm sound that can be delicate or dynamic, depending on the type of music you play.

New Compact Bridge

A new lightweight, compact bridge with brass saddles further contributes to the SA800's original sound. The relatively low overall mass of this bridge transfers

string vibration to the guitar body without damping them as much as heavier bridges, emphasizing the fine acoustic properties of the body's woods and structure.



Body Construction Aimed at Superior Sound

The SA800 has a distinctive tonal character that is largely determined by its overall body construction. The top and back are formed of beech and birch with a special alder block running through the

center of the body. The spaces between the inner block and the arched top and back are filled with spruce. The result is an unusually sensitive, "acoustic" sounding guitar.

SA800

- Two newly designed humbucking pickups.
- Yamaha chrome-plated stop-bar tailpiece for additional sustain.
- Yamaha special truss rod held in aluminum channel.

BODY: Arched beech and birch top and back with a special alder block.

FINGER BOARD: Rosewood, with dot inlays
22 frets—24 $\frac{2}{3}$ " scale.

NECK: Mahogany—set in body.

COLORS: Wine Red, Natural, Black



SA800

BB

Solidbody
Bass Guitars


These fine Electric Bases offer full, balanced response with amazing punch and definition. Yamaha Bases are developed in cooperation with leading professional musicians, so you are guaranteed a refined instrument that features the best available sound, action and durability.



Integral One-Piece Neck

Laminated maple and mahogany necks extend all the way through to the heel of the body to provide outstanding tonality and to improve high-position response in

the BB2000, BB12005 and BB10005. All Yamaha bases feature truss rods enclosed in aluminum channels for greater strength and durability.



Single Coil and Split Pickups

The BB10005 features an 8-pole single-coil rear pickup in addition to its split front pickup for extended tonal flexibility, and the BB2000 features a powerful bar-magnet single-coil rear pickup that can be used in combination with the split front pickup or independently for exceptionally crisp, funky sound.

The split pickups used in Yamaha bases are specifically designed to provide perfectly uniform response throughout the instrument's range. Tonal balance is maintained for each string as well as for the entire scale.



Built-In Equalizer

The BB12005 offers a built-in three-band equalizer that gives you extensive control over your sound. You can tailor the instrument's response to match any amplifier or playing environment without having to use extra equalization equipment.



Torque-Adjustable Tuning Machines

These Yamaha-designed, heavy-duty, torque adjustable tuning machines enable highly accurate tuning, with a smooth, positive feel.

BB2000

- One split pickup and one specially designed bar-magnet pickup.
- Die-cast bridges for perfect intonation and string alignment.
- 3-position toggle switch for pickup selection.
- Torque-adjustable tuning machines.

BODY: Solid alder.

FINGER BOARD: Ebony, elliptic inlays, 21 frets — 33 $\frac{1}{8}$ " scale.

NECK: Laminated maple and mahogany through body.

COLORS: Brown Stain, Natural

(Left-handed model BB2000L and fret model BB 2000F available on order)



BB2000



BB1200S

BB1200S

- Built-in three-band equalizer.
- Jack switch ensures extended battery life.
- Balanced-response split pickup.
- Torque-adjustable tuning machines.

BODY: Solid alder.

FINGER BOARD: Ebony, elliptic inlays, 21 frets — $33\frac{7}{8}$ " scale.

NECK: Laminated maple and mahogany through body.

COLORS: Deep Green, Burgundy
(Left-handed model BB1200SL available on order)

BB1000S

- Split front pickup and 8-pole rear pickup provide extra tonal flexibility.
- 3-position pickup selector.
- Precision bridge for perfect intonation string alignment.
- Torque-adjustable tuning machines.

BODY: Solid alder.

FINGER BOARD: Rosewood, dot inlays, 21 frets — $33\frac{7}{8}$ " scale.

NECK: Laminated maple and mahogany through body.

COLORS: Brown Stain, Persimmon Red

BB400

- Yamaha wide-range split pickups.
- Specially designed individual tuning machines—torque adjustable.
- Unique bridge with increased mass for added sustain.
- Heavy duty truss rod encased in a special aluminum channel.

BODY: Solid alder.

FINGER BOARD: Rosewood, dot inlays, 21 frets— $33\frac{7}{8}$ " scale.

NECK: Maple—detachable.

COLORS: Natural, Chestnut
(Left-handed model BB400L available on order)



BB1000S

BB400

SPECIFICATIONS CHART

GUITARS

		SBG2000	SBG1000	SBG500	SHB400	SSC500	SC600	SC400	SA2000	SA800
BODY		Mahogany with Maple Top	Mahogany with Maple Top	Agathis with Maple Top	Solid Alder	Solid Alder	Alder with Ash Top Maple, Mahogany	Alder with Ash Top	Beech and Birch Top and Back	Beech and Birch Top and Back
NECK	WOOD	Maple, Mahogany	Mahogany	Maple	Maple	Maple	Maple, Mahogany	Mahogany	Mahogany	Mahogany
	SCALE (")	24 3/4	24 3/4	24 3/4	24 3/4	25 1/2	25 1/2	25 1/2	24 3/4	24 3/4
	TYPE*	1	2	2	2	2	1	2	2	2
FINGER BOARD	WOOD	Ebony	Rosewood	Rosewood	Rosewood	Rosewood	Rosewood	Rosewood	Ebony	Rosewood
	INLAY	Split Pearl	Dot	Dot	Dot	Dot	Dot	Dot	Split Pearl	Dot
	NO. OF FRETS	22	22	22	22	21	22	22	22	22
PICKUPS	QUANTITY	Two	Two	Two	Two	Three	Three	Three	Two	Two
	TYPE	High Output Humbucking	High Output Humbucking	High Output Humbucking	High Output Humbucking	Single Bar Magnet	Single Coil	Single Coil	Covered Humbucking	Covered Humbucking
	COIL TAP SWITCH	Yes	Yes	No	Yes	Yes	Yes	No	No	No
LEFT HAND AVAILABLE		Yes	Yes	Yes	No	No	No	No	Yes	No
COLORS		Brown-Sunburst, Cherry-Sunburst, Deep Green, Black	Cherry-Sunburst, Black	Brown-Sunburst, Burgundy	Chestnut, Natural	Brown-Sunburst, Burgundy, Natural	Oil Stain, Persimmon-Red	Persimmon-Red, Oil Stain	Brown-Sunburst, Burgundy	Wine Red, Natural, Black


*TYPE (NECK)

1. Integral One-Piece Neck
2. Neck Set in Body
3. Detachable Neck

BASSES

		BB2000	BB1200S	BB1000S	BB400
BODY		Alder, Maple, Mahogany	Alder, Maple, Mahogany	Alder, Maple, Mahogany	Alder
NECK	WOOD	Maple, Mahogany	Maple, Mahogany	Maple, Mahogany	Maple
	SCALE (")	33 7/8	33 7/8	33 7/8	33 7/8
	TAPE*	1	1	1	3
FINGER BOARD	WOOD	Ebony	Ebony	Rosewood	Rosewood
	INLAY	Oval	Oval	Dot	Dot
	NO. OF FRETS	21	21	21	21
PICKUPS	QUANTITY	Two	One	Two	One
	TYPE	Split Pole (Neck) Single Bar Magnet (Bridge)	Split Pole	Split Pole (Neck) Eight-Pole (Bridge)	Split Pole
3 BAND EQ.		No	Yes	No	No
LEFT HAND AVAILABLE		Yes	Yes	No	Yes
FRETLESS AVAILABLE		Yes	No	No	No
COLORS		Brown Stain, Natural	Deep Green, Burgundy	Brown Stain, Persimmon Red	Natural, Chestnut

All specifications are subject to change without notice.



SBG

Solidbody
Electric Guitars

The SBG Series Guitars feature an uncompromising choice of woods, faultless craftsmanship, and powerful pickups combined to make an elegant and versatile solid body guitar.



Integral One-Piece Neck

The SBG2000 features a neck of laminated maple and mahogany that extends through to the heel of the body ensuring optimum response, sustain and tone.



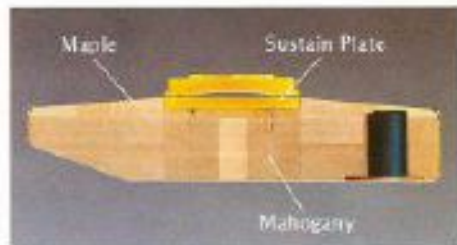
High-Performance Yamaha Humbucking Pickups

Yamaha pickups have approximately one-third more output than competitive models. Thus, you can overdrive your amp to get solid distortion without noisy, inconvenient "booster" boxes. When you want a clean sound, Yamaha pickups give you a rich, full tone at all volume levels, unlike some high-output hum-defeating pickups. These Yamaha-designed pickups also avoid electromagnetic hum while maintaining a wide frequency response.



Precise Torque Tuning Machines

The SBG2000 offers high-precision Yamaha tuning machines. These specially designed tuning machines have a high 15:1 gear ratio for easier, more accurate tuning. Precision machining assures smooth operation without a trace of slippage.



Maple/Mahogany Body Construction

Another uncompromising feature in the SBG2000 is its maple and mahogany laminated body. This configuration achieves faster transmission of string vibration throughout the body for a crisp, solid sound. A heavy brass sustain plate is embedded in the body below the bridge for added resonance and sustain.



Coil Tap Switch

The SBG2000 and SBG1000 feature a special coil splitting system that gives the guitarist the choice of humbucking or single-coil pickups sounds at the touch of a finger. Using this switch in combination with the pickup selector switch provides an extensive range of tonal variations.



SBG2000

- Laminated maple/mahogany one-piece body and neck for improved response and sound.
- Two high-output Yamaha humbucking pickups.
- Coil tap switch increases tonal versatility.
- Solid brass sustain plate improves sustain response uniformity.

BODY: Mahogany with carved maple top.

FINGER BOARD: Bound ebony, split pearl inlays, 22 frets - 24³/₄" scale.

NECK: Laminated rock maple and mahogany through body.

COLORS: Brown Sunburst, Cherry Sunburst, Deep Green, Black

(Left-handed model SBG2000L available on order)

Even in a Solidbody, Wood Does Make a Difference

It may be a solidbody guitar, but that doesn't mean the SBG Series could have been made with just any woods. We tried carefully selected woods, including some very rare varieties, from



Laminated Body

Like the gorgeous SBG2000, the SBG500 features a special laminated body construction that is a major contributing factor to the outstanding SBG sound. The gracefully arched top is carved from selected maple, and the back is agathis. This carefully balanced combination of woods gives the instrument ideal power, sustain and tonal definition.

SBG500

- Two newly designed, high output wide range humbucking pickups.
- Special knurled barrel knobs.
- Yamaha designed truss rod utilizing a special aluminum channel.

BODY: Solid Agathis with carved maple top.
FINGERBOARD: Bound rosewood, dot inlays, 22 frets—24³/₄" scale.

NECK: Maple—set in body.

COLORS: Brown Sunburst, Burgundy

*Left-handed model SBG500L available on order

Yamaha's extensive supply of naturally-seasoned woods. The way these woods are assembled also makes a difference. We developed lamination methods and patterns that give maximum strength to the guitar while improving the tone and sustain. It took Yamaha

years to combine these factors, scientifically and artistically determining exactly the right woods, the right structure, and the right lamination techniques. But the results made it all worth while: an audibly better sound from a rock-solid, stable guitar.




SBG500

SHB

Solidbody
Electric Guitar

This beautifully designed and finished solid-body guitar clearly reflects the Yamaha tradition of fine craftsmanship. Two powerful pickups deliver either humbucking or single-coil sound depending on how you set the special coil-splitter switch, and perfectly balanced response throughout the instrument's range permits well-defined, smooth performance.



High Output Pickups

These specially designed Yamaha pickups allow you to overdrive your amplifier for distortion without using costly effects devices. At lower volume settings these pickups' sound can also be crisp and clean.



Coil Tap Switch

The SHB400 tone control incorporates a PUSH-ON/PUSH-OFF function which switches the both pickups from humbucking to single-coil mode. The warm sustain of humbucking operation or the bright single-coil sound can be selected at the touch of finger — giving you a variety of tonal combinations for both solo and rhythm playing.

SHB400

- Two dual sound, high output humbucking pickups.
- Coil tap switch in tone control.
- Fully adjustable Chrome-plated bridge.

BODY: Solid Alder.

FINGERBOARD: Rosewood, dot inlays,
22 frets—24³/₄" scale.

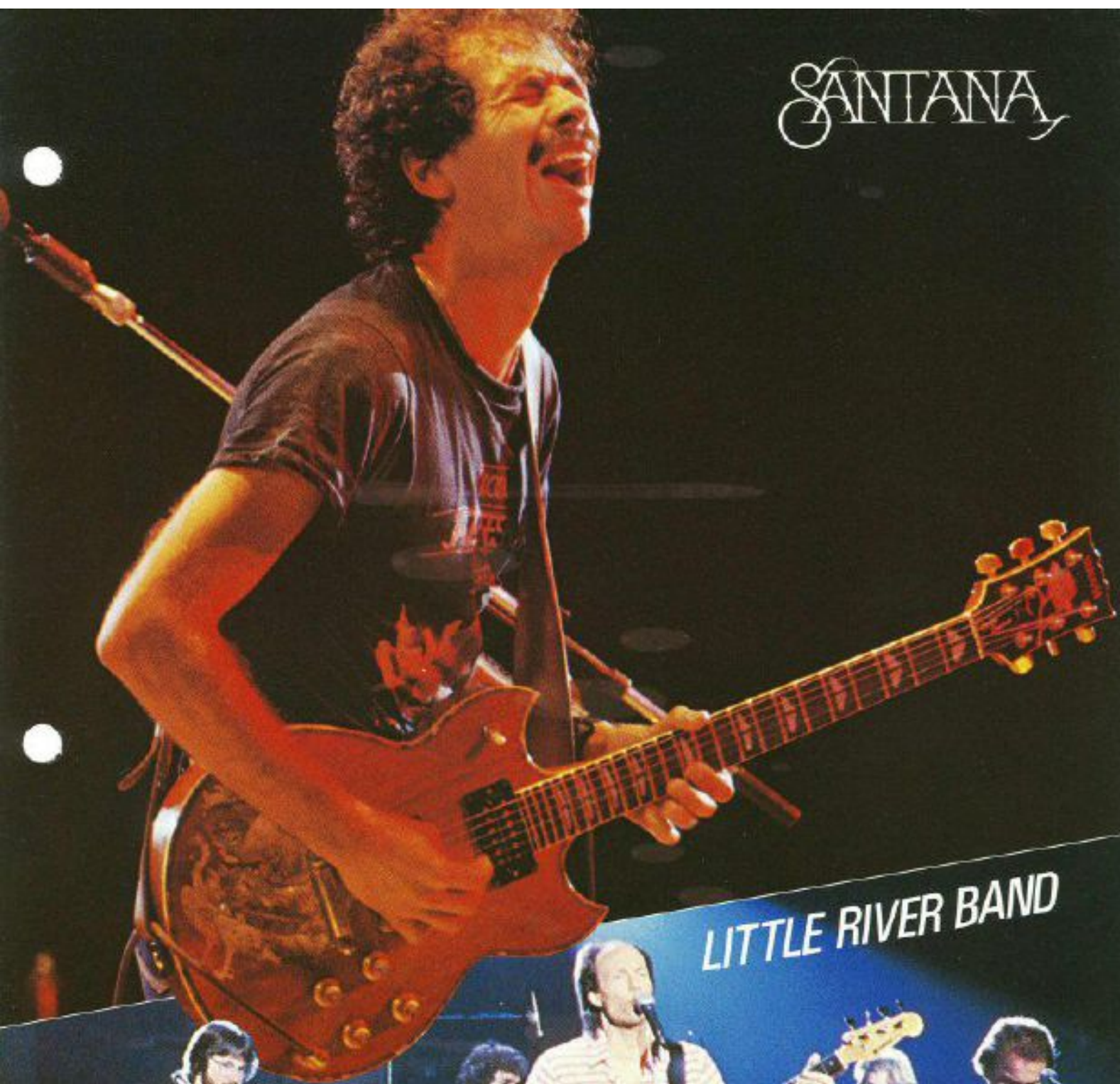
NECK: Maple—set in body.

COLORS: Chestnut, Natural



SHB400

SANTANA



LITTLE RIVER BAND



SINCE 1887



YAMAHA

International Corp., Box 6000, Buena Park, Calif. 90622

For details please contact:

LR900 82520 © Printed in Japan