


YAMAHA ELECTRIC GUITARS



TAKE YOUR pick, pick YOUR TAKE

Yours for the taking (and picking): a full range of Yamaha electric guitar bluebloods. Maximum playing ease and good looks combine with a host of other musical features to give you smoother mechanical performance and richer, more expressive tones. You string along without tiring!

Name your music and we've got the electric guitar for it. Jazz, folk, rock. Hard or soft. Beginner, amateur, professional. Playroom fun or ballroom wizardry. If you're in the market for an electric guitar, chances are you'll find your choice at Yamaha. Take a peek, take your pick. Then pick your take—happily ever after. . .



Acoustic guitar •

AE11

Pickups: 2
Controls
Volume: 2
Tone: 2
Frets: 22
Scale: 63cm (24-3/4")
Dimensions
Length: 108cm (42-1/2")
Width: 43cm (16-1/2")
Depth: 8.5cm (3-1/2")
Weight: 2.9kg (6.4 lbs.)
Materials
Neck: maple
Body: top, spruce; back, maple
Fingerboard: rosewood
Finish: sunburst, natural



AE12

Pickups: 2 (new, powerful Yamaha pickups)
Controls
Volume: 2
Tone: 2
Frets: 20
Scale: 64cm (25")
Dimensions
Length: 107cm (42-1/4")
Width: 43cm (16-3/4")
Depth: 8.1cm (3-1/4")
Weight: 3.4kg (7.5 lbs.)
Materials
Neck: maple
Body: top, spruce; back, maple
Fingerboard: rosewood
Finish: sunburst, natural



AE18

Pickups: 2 (new, powerful Yamaha pickups)
Controls
Volume: 2
Tone: 2
Frets: 20
Scale: 64cm (25")
Dimensions
Length: 107cm (42-1/4")
Width: 43cm (16-3/4")
Depth: 8.1cm (3-1/4")
Weight: 3.4kg (7.5 lbs.)
Materials
Neck: maple
Body: top, spruce; back, maple
Fingerboard: ebony
Position mark: pearl
Finish: sunburst, natural



Semi-acoustic guitar ●




SA30

Pickups: 2
Controls
Volume: 1
Tone: 1
Mike balancer: 1
Frets: 22
Scale: 63cm (24-3/4")
Dimensions
Length: 106cm (42")
Depth: 40cm (15-3/4")
Height: 4.5cm (1-3/4")
Weight: 3.2kg (7.0 lbs.)
Materials
Neck: maple
Body: maple
Fingerboard: rosewood
Other fittings: tremolo arm
Finish: sunburst, red



SA50

Pickups: 2
Controls
Volume: 1
Tone: 1
Mike balancer: 1
Frets: 22
Scale: 63cm (24-3/4")
Dimensions
Length: 106cm (42")
Width: 40cm (15-3/4")
Depth: 4.5cm (1-3/4")
Weight: 3.4kg (7.5 lbs.)
Materials
Neck: maple
Body: maple
Fingerboard: rosewood
Other fittings: tremolo arm
Finish: sunburst, red



SA60


Pickups: 2 (new, powerful Yamaha pickups)
Controls
Volume: 2
Tone: 2
Frets: 22
Scale: 63cm (24-3/4")
Dimensions
Length: 106cm (42")
Width: 40cm (15-3/4")
Depth: 4.5cm (1-3/4")
Weight: 3.8kg (8.4 lbs.)
Materials
Neck: maple
Body: maple
Fingerboard: rosewood
Finish: sunburst, natural

bass ●



SA90

Pickups: 2 (new, powerful Yamaha pickups)
Controls
Volume: 2
Tone: 2
Frets: 22
Scale: 63cm (24-3/4")
Dimensions
Length: 106cm (42")
Width: 40cm (15-3/4")
Depth: 4.5cm (1-3/4")
Weight: 3.8kg (8.4 lbs.)
Materials
Neck: maple
Body: maple
Fingerboard: ebony
Position mark: pearl
Finish: sunburst, natural



SA70

Pickups: 2
Controls
Volume: 1
Tone: 1
Mike balancer: 1
Frets: 20
Scale: 77cm (30-1/2")
Dimensions
Length: 113cm (44-1/2")
Width: 40cm (15-3/4")
Depth: 4.5cm (1-3/4")
Weight: 3.8kg (8.4 lbs.)
Materials
Neck: maple
Body: maple
Fingerboard: rosewood
Finish: sunburst, red



SA75

Pickups: 2 (new, powerful Yamaha pickups)
Controls
Volume: 2
Tone: 1
Frets: 20
Scale: 77cm (30-1/2")
Dimensions
Length: 113cm (44-1/2")
Width: 40cm (15-3/4")
Depth: 4.5cm (1-3/4")
Weight: 3.9kg (8.6 lbs.)
Materials
Neck: maple
Body: maple
Fingerboard: rosewood
Finish: sunburst, natural

A VERSATILE RANGE OF GUITAR AMPLIFIERS

Take your pick—any number can win. This versatile range of guitar amplifiers offers you a multiple choice: 25W to 400W power, compact single-unit systems or separate pre-amp and main amp/speaker combinations. Whichever model you choose, you win. You get dual channel convenience features and controls. And the professional extras just keep coming: two-way hum-free power switch, hi-lo inputs, multi-amp outputs. For your every group or stage guitar amplifier requirement, specify YTA and pick your number.

YTA-25

Output power: 25W RMS
Speaker: JA3002 (30cm; 12") x 1
Power consumption: 60W
Dimensions: H x W x D
48.0 (18-3/4") x 50.0 (19-1/2") x 20.0 (7-3/4") cm
Weight: 12kg (26.4 lbs.)

YTA-45

Output power: 45W RMS
Speaker: JA3052A (30cm; 12") x 1
Power consumption: 120W
Dimensions: H x W x D
49.5 (19-1/2") x 55.0 (21-1/2") x 25.0cm (10")
Weight: 17kg (37.4 lbs.)

YTA-95

Output power: 90W RMS
Speaker: JA3052A (30cm; 12") x 2
Power consumption: 250W
Dimensions: H x W x D
51.6 (20-1/4") x 71.3 (28") x 26.0cm (10-1/4")
Weight: 27kg (59.4 lbs.)

YTA-100

PE-200 Pre-Amp
Power consumption: 8W
Dimensions: H x W x D
18.0 (7") x 71.3 (28") x 36.0cm (14-1/4")
Weight: 14kg (30.8 lbs.)

TS-100 Speaker/Amp
Output power: 100W RMS
Speaker: JA3052A (30cm; 12") x 2
Power consumption: 250W
Dimensions: H x W x D
51.6 (20-1/4") x 71.3 (28") x 36.0cm (14-1/4")
Weight: 32kg (70.4 lbs.)



YTA-200

YTA-110

PE-200 Pre-Amp
Power consumption: 8W
Dimensions: H x W x D
18.0 (7") x 71.3 (28") x 36.0cm (14-1/4")
Weight: 14kg (30.8 lbs.)

TS-110 Speaker/Amp
Output power: 100W RMS
Speaker: JA3052A (30cm; 12") x 2
Power consumption: 250W
Dimensions: H x W x D
97.1 (38-1/4") x 71.3 (28") x 36.0cm (14-1/4")
Weight: 39kg (85.8 lbs.)

YTA-200 (PHOTO)

PE-200 Pre/Amp
Power consumption: 8W
Dimensions: H x W x D
18.0 (7") x 71.3 (28") x 36.0cm (14-1/4")
Weight: 14kg (30.8 lbs.)

TS-200 Speaker/Amp
Output power: 200W RMS
Speaker: JA3052A (30cm; 12") x 4
Power consumption: 500W
Dimensions: H x W x D
97.1 (38-1/4") x 71.3 (28") x 36.0cm (14-1/4")
Weight: 50kg (110 lbs.)

YTA-300

PE-200 Pre-Amp
TS-100 Speaker/Amp
TS-200 Speaker/Amp

YTA-400

PE-200 Pre-Amp
Two (2) TS-200 Speaker/Amp units

Specifications subject to change without notice

For details please contact:

MOASE JEWELLERS, SUMMERSIDE
APPRECIATE YOUR BUSINESS
P.E.E.

SINCE 1887



YAMAHA

NIPPON GAKKI CO., LTD. HAMAMATSU, JAPAN