

Presenting SIREP


For computerized radiological reporting.



SIREP makes radiological reporting easier, while allowing data to reach the referring physician sooner. In addition to real savings in time and labor, SIREP serves as the basis for an improved system of information processing and communication. The result is a more efficient radiology department.

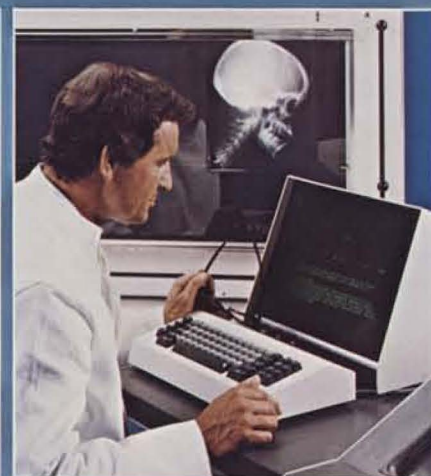
SIREP offers the speed, flexibility and depth of a conventionally dictated report. Clinical findings are entered with the touch of a finger—multi-copy finished reports are printed in seconds. The content is precise, abbreviated and free of clerical errors. The many advantages of SIREP are applicable to any size hospital, clinic or private practice.

Investigate the Siemens SIREP and ask about convenient lease financing arrangements. For detailed information, a comprehensive brochure is available from your Siemens representative, or you may write to Siemens Corporation, Iselin, New Jersey 08830.




The Terminal

Reports are easily composed at The Terminal which has access to over 6500 anatomical, pathological and descriptive terms and illustrations.



The Keyboard/Display

All entries appear here for review. Corrections, cancellations or insertions can be made at any time before final printout.



The Printer

After completing all entries, the radiologist activates The Printer and the report is printed quickly and accurately.



The Control Unit

Microprocessor-controlled for speed and accuracy, this computer incorporates the functions of a modern data processing system.

SIEMENS

Radiology

a monthly journal devoted to clinical radiology and allied sciences

EDITOR

William R. Eyler, M.D.
Detroit, Michigan



Volume 119

April-June 1976

Owned and Published as its Official Journal by
THE RADIOLOGICAL SOCIETY OF NORTH AMERICA

Copyrighted, 1976, by the
Radiological Society of North America, Inc.