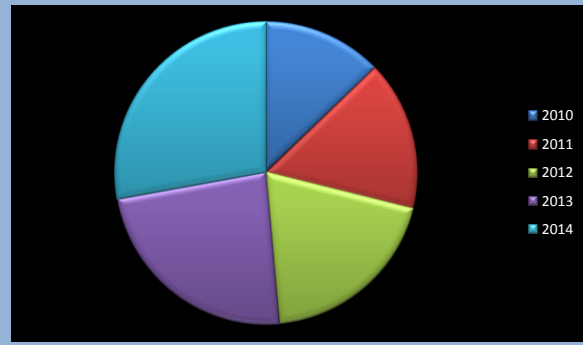
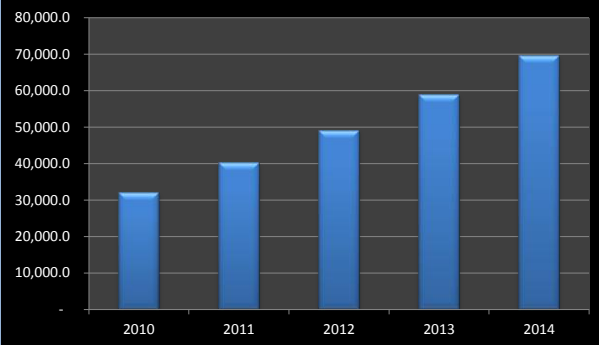


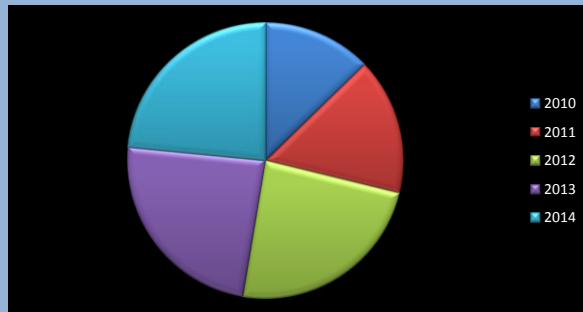
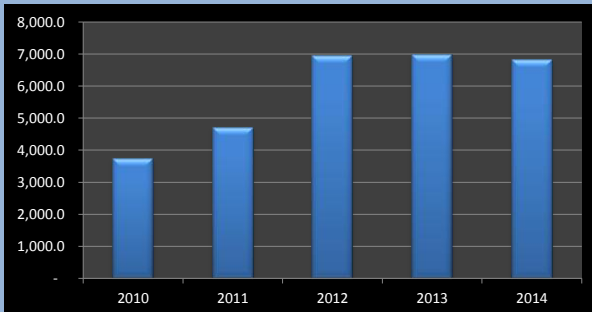
Premium Income - Individual Life

Year	Rs. In Million
2010	31,934.0
2011	40,134.0
2012	49,092.0
2013	58,789.2
2014	69,519.4



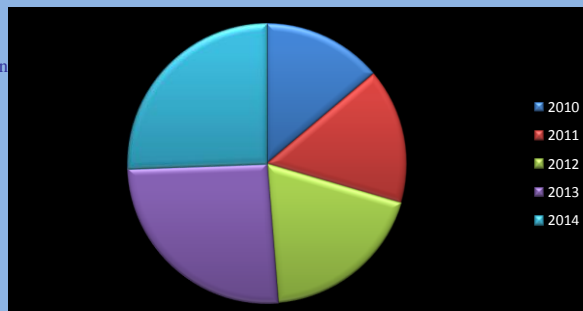
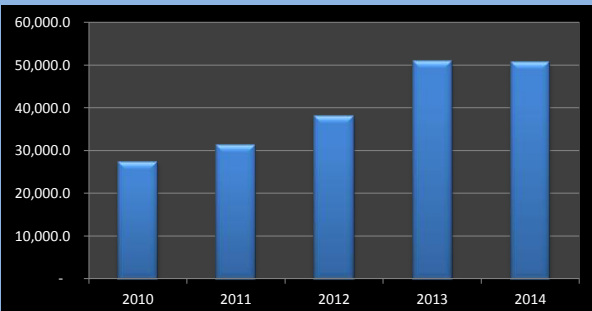
Premium Income - Group Life

Year	(Rs. In Million)
2010	3,705.3
2011	4,678.0
2012	6,926.4
2013	6,955.5
2014	6,822.6



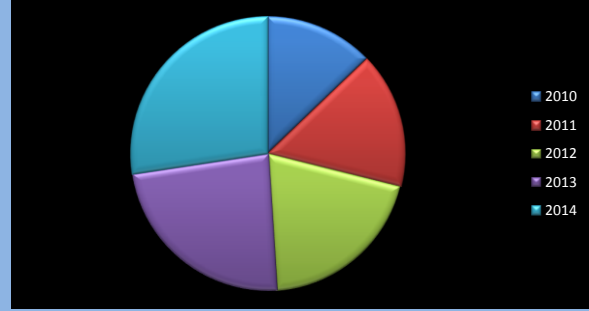
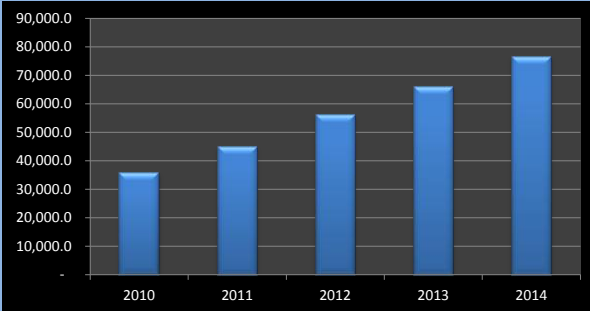
Investment Income

Year	(Rs. In Million)
2010	27,434.0
2011	31,175.0
2012	37,977.2
2013	50,949.0
2014	50,703.0



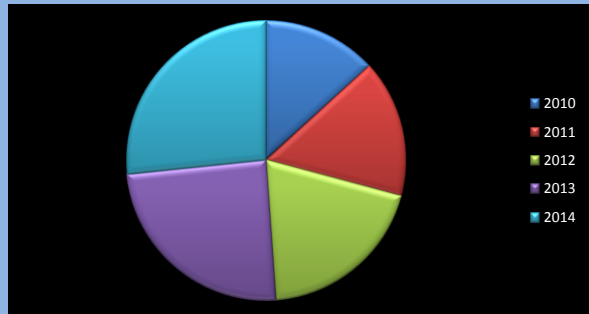
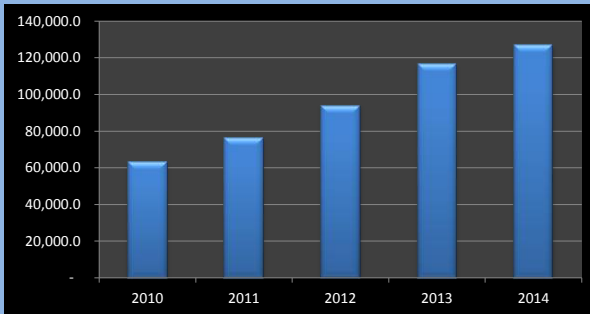
Total Premium Income

Year	(Rs. In Million)
2010	35,639.0
2011	44,812.0
2012	56,018.3
2013	65,745.0
2014	76,342.0



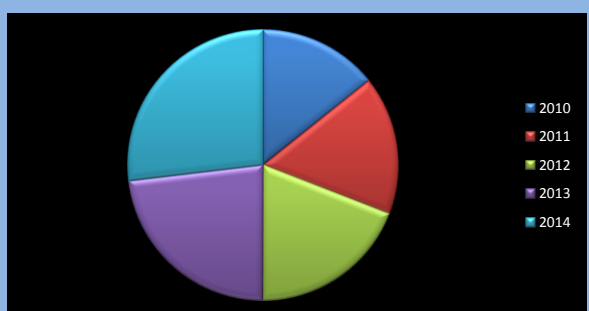
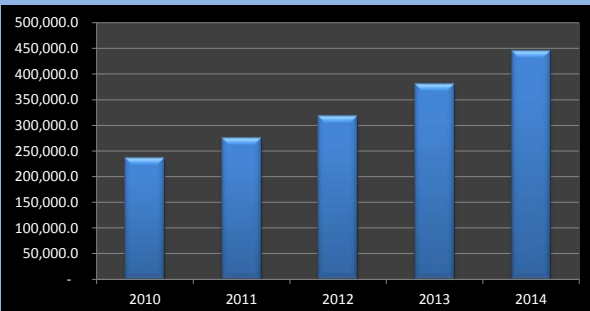
Total Income

Year	(Rs. In Million)
2010	63,073.0
2011	75,988.0
2012	93,995.5
2013	116,693.7
2014	127,057.3



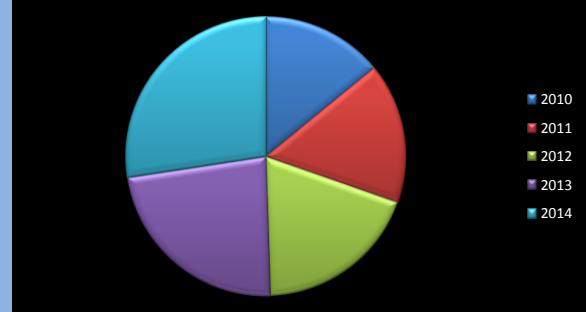
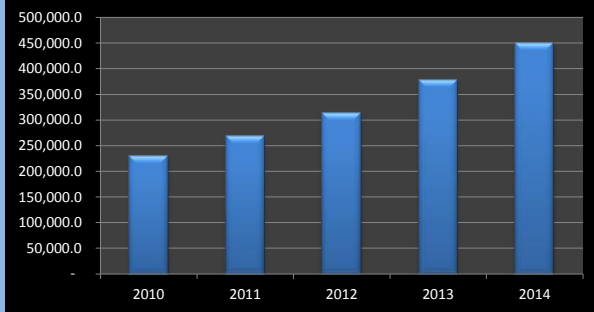
Investment Portfolio

Year	(Rs. In Million)
2010	235,935.0
2011	275,110.0
2012	317,171.0
2013	381,304.0
2014	445,074.0



Life Fund

Year	(Rs. In Million)
2010	230,422.0
2011	267,847.6
2012	313,754.4
2013	378,607.8
2014	450,025.4



Total Assets

Year	(Rs. In Million)
2010	251,478.0
2011	293,713.8
2012	349,197.9
2013	420,806.5
2014	496,689.7

